

Product datasheet for **CD565163**

Tissue Genomic DNA, Myometrium

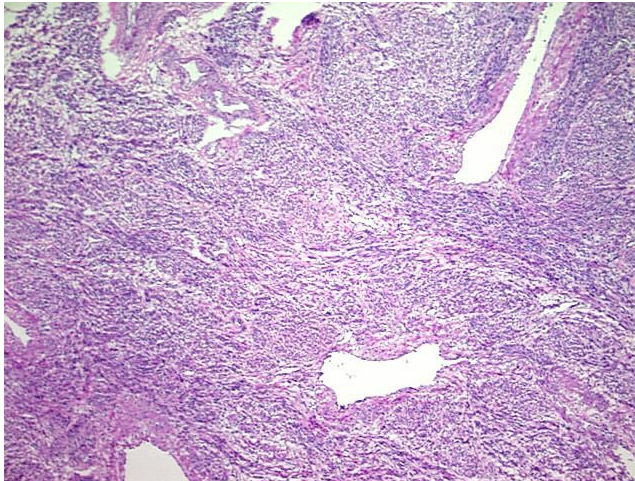
Product data:

Product Type:	Genomic DNA
Disease State:	Normal
Diagnosis Category:	Normal
Tissue:	Myometrium
Frozen Sample ID:	FR65EDEA51
Case ID:	CU0000005262
Prep:	B
Vial ID:	DN00000612
Tissue of Origin:	Myometrium
Site of Finding:	Myometrium
Appearance:	Normal
Sample Diagnosis (from Pathology Verification):	Within normal limits
Normal:	100%
Lesional:	0%
Tumor:	0%
Tumor Hypo/Acellular Stroma:	0%
Tumor Hypercellular Stroma:	0%
Necrosis:	0%
Pathology Verification notes from H&E review:	100% myometrium
Bioanalyzer Ratio (28S/18S):	2.08

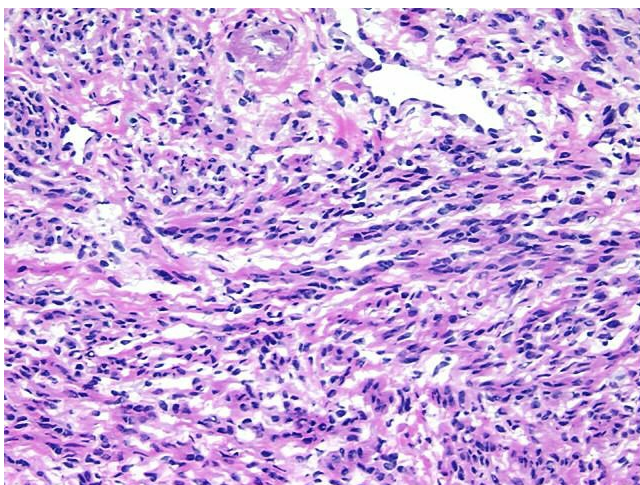

[View online »](#)

CASE Diagnosis (from medical center path report):	Carcinoma of ovary, endometrioid
Age:	58
Gender:	Female
Tumor Grade:	Not applicable
Minimum Stage Grouping:	Not applicable
T (Extent of Primary Tumor):	Not applicable
N (Lymph node metastasis):	Not applicable
M (Distant metastasis):	Not applicable
Diagnostic Test Results:	Cytokeratin 7 ~ CK7 ! by IHC,Positive; Cytokeratin 20 ~ CK20 ! by IHC,Negative
Storage:	Store the total DNA -80°C.
Stability:	These products are stable for one year from date of shipping when stored at -80°C without repeated freeze/thaws.

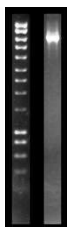
Product images:



DNA - 4x.



DNA - 20x.



DNA PCR Image