

Product datasheet for **CD564786**

Tissue Genomic DNA, Lung

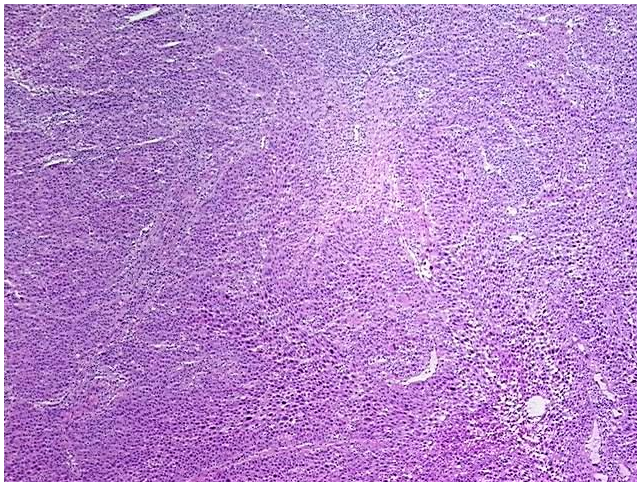
Product data:

Product Type:	Genomic DNA
Disease State:	Cancer
Diagnosis Category:	Lung Cancer
Tissue:	Lung
Frozen Sample ID:	FR00035019
Case ID:	CU0000011734
Prep:	A
Vial ID:	DN00000460
Tissue of Origin:	Lung
Site of Finding:	Lung
Appearance:	Tumor
Sample Diagnosis (from Pathology Verification):	Carcinoma of lung, squamous cell
Normal:	0%
Lesional:	0%
Tumor:	85%
Tumor Hypo/Acellular Stroma:	0%
Tumor Hypercellular Stroma:	10%
Necrosis:	5%
Pathology Verification notes from H&E review:	Inflammation: Moderate Lymphoplasmacytic infiltrate
Bioanalyzer Ratio (28S/18S):	1.94

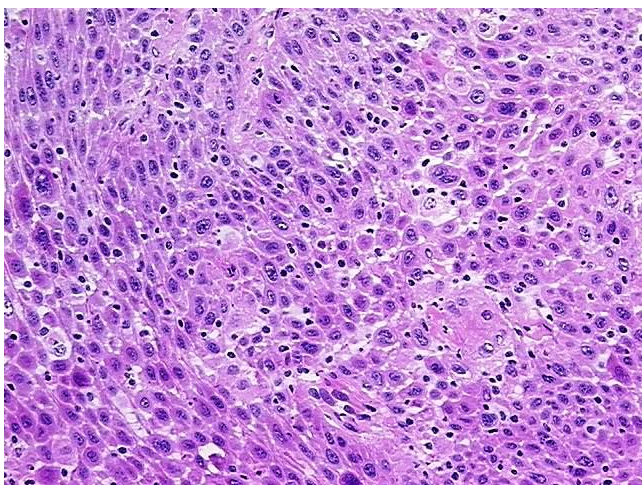

[View online »](#)

CASE Diagnosis (from medical center path report):	Carcinoma of lung, squamous cell
Age:	37
Gender:	Male
Tumor Grade:	AJCC G3: Poorly differentiated
Minimum Stage Grouping:	IB
T (Extent of Primary Tumor):	T2
N (Lymph node metastasis):	N0
M (Distant metastasis):	MX
Diagnostic Test Results:	ERBB1 ~ EGFR ~ Epidermal growth factor receptor ! by IHC,Positive, strong; HER2 ~ ERBB2 ~ Neu ! by IHC,Negative
Storage:	Store the total DNA -80°C.
Stability:	These products are stable for one year from date of shipping when stored at -80°C without repeated freeze/thaws.

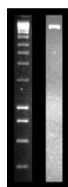
Product images:



DNA - 4x.



DNA - 20x.



DNA PCR Image