

Product datasheet for **CD564772**

Tissue Genomic DNA, Lymph node

Product data:

Product Type:	Genomic DNA
Disease State:	Other Disease
Diagnosis Category:	Hyperplasia
Tissue:	Lymph node
Frozen Sample ID:	FR0002C14F
Case ID:	CU00000009430
Prep:	A
Vial ID:	DN0000139D
Tissue of Origin:	Lymph node
Site of Finding:	Lymph node
Appearance:	Lesional
Sample Diagnosis (from Pathology Verification):	Follicular hyperplasia of lymph node
Normal:	0%
Lesional:	100%
Tumor:	0%
Tumor Hypo/Acellular Stroma:	0%
Tumor Hypercellular Stroma:	0%
Necrosis:	0%
Pathology Verification notes from H&E review:	85% follicles, 15% inter-follicular zone
Bioanalyzer Ratio (28S/18S):	2


[View online »](#)

CASE Diagnosis (from medical center path report): Follicular hyperplasia of lymph node

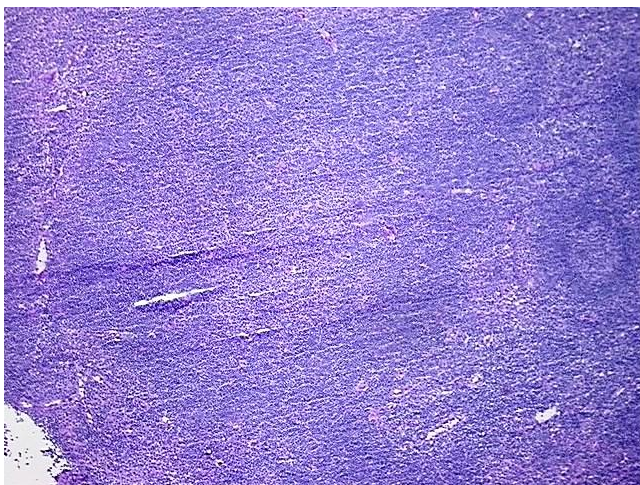
Age: 61

Gender: Female

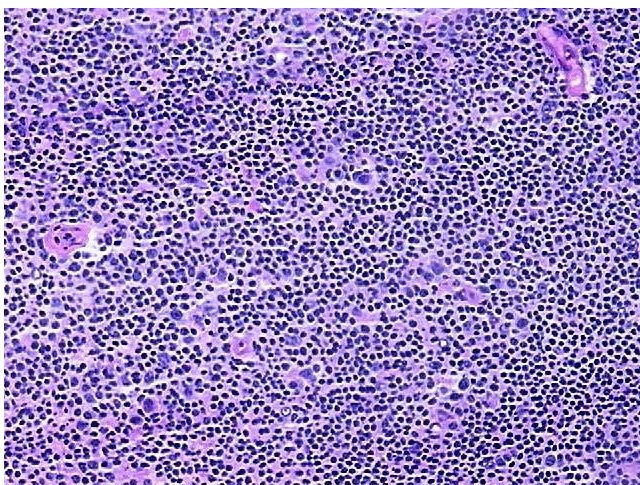
Storage: Store the total DNA -80°C.

Stability: These products are stable for one year from date of shipping when stored at -80°C without repeated freeze/thaws.

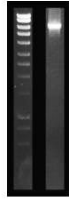
Product images:



DNA - 4x.



DNA - 20x.



DNA PCR Image