

Product datasheet for **CD564767**

Tissue Genomic DNA, Lung

Product data:

Product Type:	Genomic DNA
Disease State:	Other Disease
Diagnosis Category:	Pneumonia
Tissue:	Lung
Frozen Sample ID:	FR0002B682
Case ID:	CU0000010508
Prep:	B
Vial ID:	DN00000433
Tissue of Origin:	Lung
Site of Finding:	Lung
Appearance:	Lesional
Sample Diagnosis (from Pathology Verification):	Pneumonia, interstitial, desquamative
Normal:	0%
Lesional:	100%
Tumor:	0%
Tumor Hypo/Acellular Stroma:	0%
Tumor Hypercellular Stroma:	0%
Necrosis:	0%
Pathology Verification notes from H&E review:	Non Tumor Structures: 85% Alveoli, 5% Bronchioles, 10% Fibrovascular septa
Bioanalyzer Ratio (28S/18S):	2.05



[View online »](#)

CASE Diagnosis (from medical center path report): Adenocarcinoma of lung, bronchioloalveolar

Age: 54

Gender: Female

Tumor Grade: AJCC G1: Well differentiated

Minimum Stage Grouping: IB

T (Extent of Primary Tumor): T2

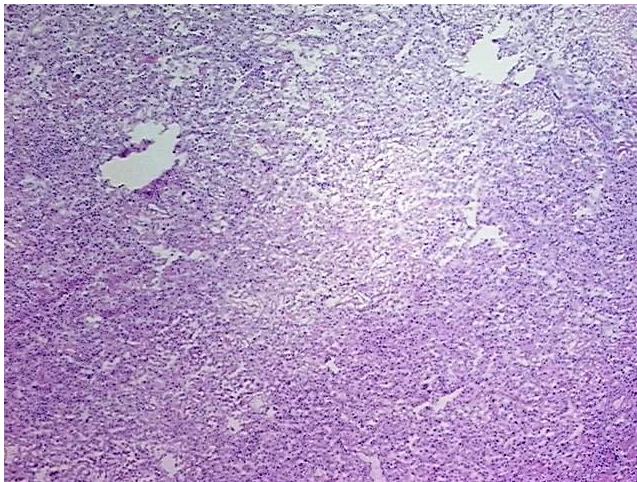
N (Lymph node metastasis): N0

M (Distant metastasis): MX

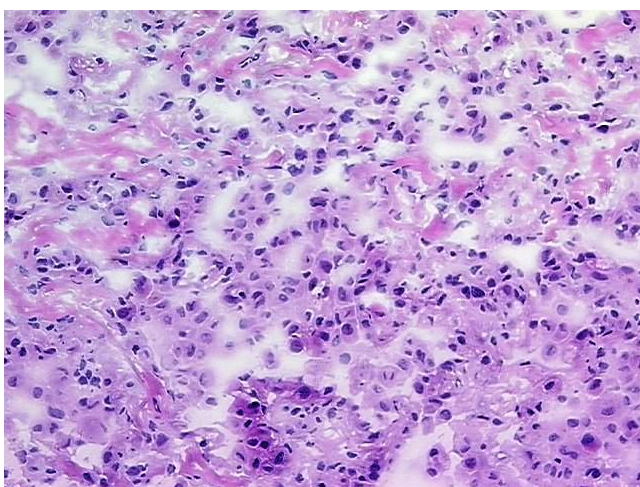
Storage: Store the total DNA -80°C.

Stability: These products are stable for one year from date of shipping when stored at -80°C without repeated freeze/thaws.


Product images:



DNA - 4x.



DNA - 20x.



DNA PCR Image