

## Product datasheet for **CD564729**

### Tissue Genomic DNA, Breast

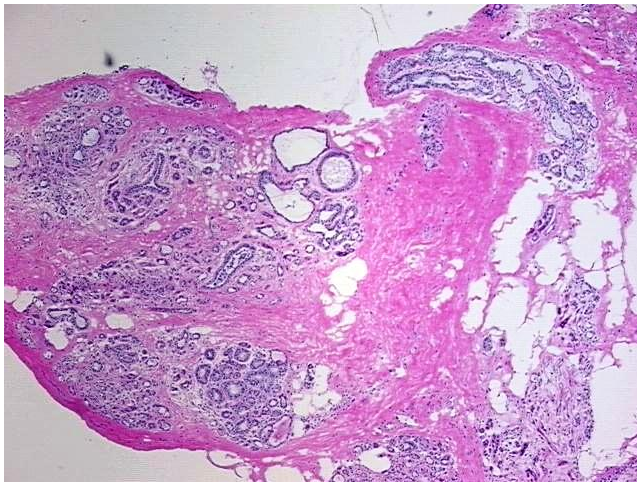
#### Product data:

Product Type:	Genomic DNA
Disease State:	Other Disease
Diagnosis Category:	Fibrocystic Breast
Tissue:	Breast
Frozen Sample ID:	FR00032ADC
Case ID:	CU0000011177
Prep:	B
Vial ID:	DN00000C0A
Tissue of Origin:	Breast
Site of Finding:	Breast
Appearance:	Lesional
Sample Diagnosis (from Pathology Verification):	Fibrocystic breast disease
Normal:	0%
Lesional:	100%
Tumor:	0%
Tumor Hypo/Acellular Stroma:	0%
Tumor Hypercellular Stroma:	0%
Necrosis:	0%
Pathology Verification notes from H&E review:	Lesion (100%): Fibrocystic breast disease 100%. Non Tumor Structures: 45% Glandular epithelium, 40% Stroma, 15% Adipose tissue
Bioanalyzer Ratio (28S/18S):	1.84

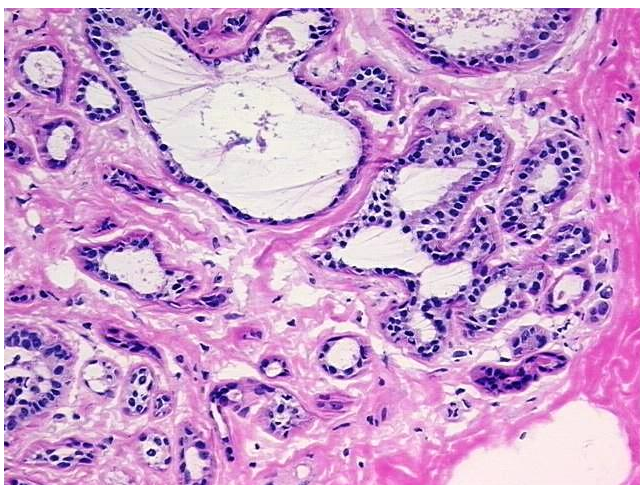

[View online »](#)

<b>CASE Diagnosis (from medical center path report):</b>	Adenocarcinoma of breast, ductal
<b>Age:</b>	53
<b>Gender:</b>	Female
<b>Tumor Grade:</b>	Nottingham G2: 6-7 points Intermediate combined grade (moderately favorable)
<b>Minimum Stage Grouping:</b>	IIA
<b>T (Extent of Primary Tumor):</b>	T1c
<b>N (Lymph node metastasis):</b>	N1mi
<b>M (Distant metastasis):</b>	MX
<b>Diagnostic Test Results:</b>	Progesterone receptor ~ PR ! by IHC,Positive; Estrogen receptor ~ ER ! by IHC,Positive; HER2 ~ ERBB2 ~ Neu ! by IHC,Negative
<b>Storage:</b>	Store the total DNA -80°C.
<b>Stability:</b>	These products are stable for one year from date of shipping when stored at -80°C without repeated freeze/thaws.


### Product images:



DNA - 4x.



DNA - 20x.



DNA PCR Image