

Product datasheet for **CD564668**

Tissue Genomic DNA, Breast

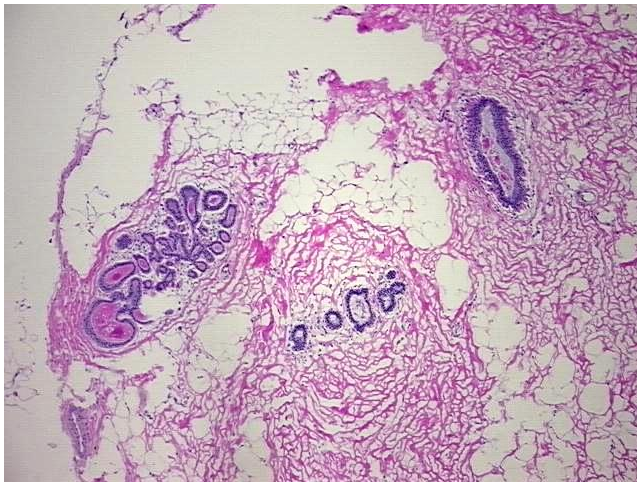
Product data:

Product Type:	Genomic DNA
Disease State:	Other Disease
Diagnosis Category:	Fibrocystic Breast
Tissue:	Breast
Frozen Sample ID:	FR00042235
Case ID:	CU0000014834
Prep:	A
Vial ID:	DN0000117B
Tissue of Origin:	Breast
Site of Finding:	Breast
Appearance:	Lesional
Sample Diagnosis (from Pathology Verification):	Fibrocystic changes to breast
Normal:	0%
Lesional:	100%
Tumor:	0%
Tumor Hypo/Acellular Stroma:	0%
Tumor Hypercellular Stroma:	0%
Necrosis:	0%
Pathology Verification notes from H&E review:	Non Tumor Structures: 20% Glandular epithelium, 70% Stroma, 10% Adipose tissue
Bioanalyzer Ratio (28S/18S):	2.01

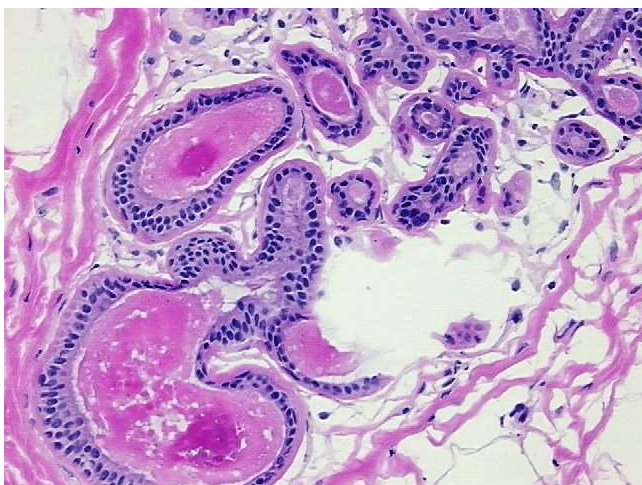

[View online »](#)

CASE Diagnosis (from medical center path report):	Adenocarcinoma of breast, ductal
Age:	43
Gender:	Female
Tumor Grade:	Nottingham G2: 6-7 points Intermediate combined grade (moderately favorable)
Minimum Stage Grouping:	I
T (Extent of Primary Tumor):	T1c
N (Lymph node metastasis):	NX
M (Distant metastasis):	MX
Diagnostic Test Results:	Progesterone receptor ~ PR ! by IHC,Positive; Estrogen receptor ~ ER ! by IHC,Positive; ERBB2,Not amplified; HER2 ~ ERBB2 ~ Neu ! by IHC,Positive, weak
Storage:	Store the total DNA -80°C.
Stability:	These products are stable for one year from date of shipping when stored at -80°C without repeated freeze/thaws.

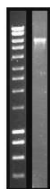
Product images:



DNA - 4x.



DNA - 20x.



DNA PCR Image