

Product datasheet for **CD564655**

Tissue Genomic DNA, Colon: rectosigmoid

Product data:

Product Type:	Genomic DNA
Disease State:	Normal
Diagnosis Category:	Normal
Tissue:	Colon
Frozen Sample ID:	FR0003A1D7
Case ID:	CU0000014739
Prep:	B
Vial ID:	DN00000C41
Tissue of Origin:	Colon: rectosigmoid
Site of Finding:	Colon: rectosigmoid
Appearance:	Normal
Sample Diagnosis (from Pathology Verification):	Within normal limits
Normal:	100%
Lesional:	0%
Tumor:	0%
Tumor Hypo/Acellular Stroma:	0%
Tumor Hypercellular Stroma:	0%
Necrosis:	0%
Pathology Verification notes from H&E review:	Non Tumor Structures: 90% Mucosa, 10% Submucosa
Bioanalyzer Ratio (28S/18S):	2.21


[View online »](#)

CASE Diagnosis (from medical center path report): Adenocarcinoma of colon

Age: 63

Gender: Male

Tumor Grade: Not applicable

Minimum Stage Not applicable

Grouping:

T (Extent of Primary Tumor): Not applicable

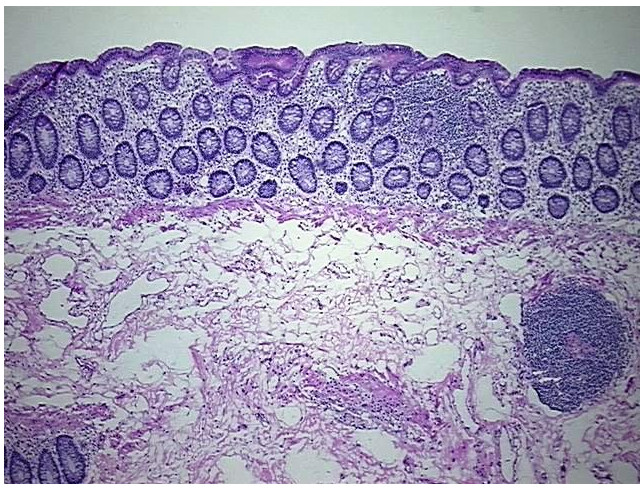
N (Lymph node metastasis): Not applicable

M (Distant metastasis): Not applicable

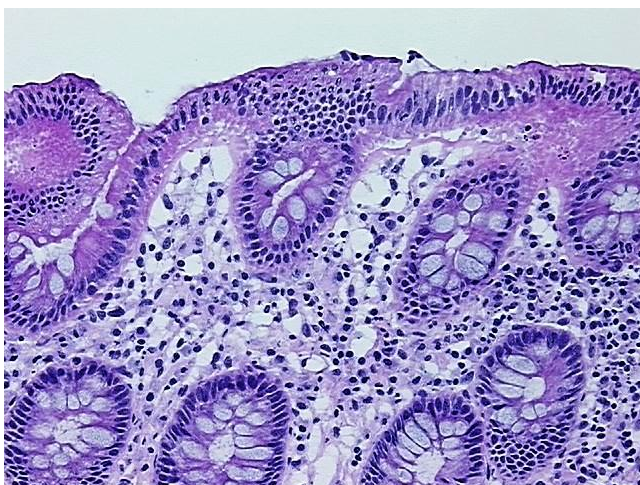
Storage: Store the total DNA -80°C.

Stability: These products are stable for one year from date of shipping when stored at -80°C without repeated freeze/thaws.


Product images:



DNA - 4x.



DNA - 20x.



DNA PCR Image