

Product datasheet for **CD564219**

Tissue Genomic DNA, Uterus

Product data:

Product Type:	Genomic DNA
Disease State:	Normal
Diagnosis Category:	Normal
Tissue:	Uterus
Frozen Sample ID:	FR5B339065
Case ID:	CI0000007381
Prep:	A
Vial ID:	DN00001609
Tissue of Origin:	Uterus
Site of Finding:	Uterus
Appearance:	Normal
Sample Diagnosis (from Pathology Verification):	Within normal limits
Normal:	100%
Lesional:	0%
Tumor:	0%
Tumor Hypo/Acellular Stroma:	0%
Tumor Hypercellular Stroma:	0%
Necrosis:	0%
Pathology Verification notes from H&E review:	Non Tumor Structures: 15% Glands, 25% Stroma, 60% Myometrium. Other Features/Comments: Secretory endometrium
Bioanalyzer Ratio (28S/18S):	1.98


[View online »](#)

CASE Diagnosis (from medical center path report): Endometrium, secretory

Age: 38

Gender: Female

Race: White or Caucasian

Tumor Grade: Not applicable

Minimum Stage Grouping: Not applicable

T (Extent of Primary Tumor): Not applicable

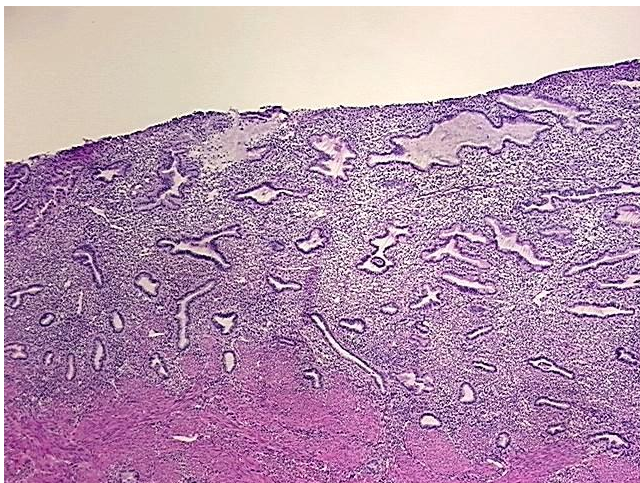
N (Lymph node metastasis): Not applicable

M (Distant metastasis): Not applicable

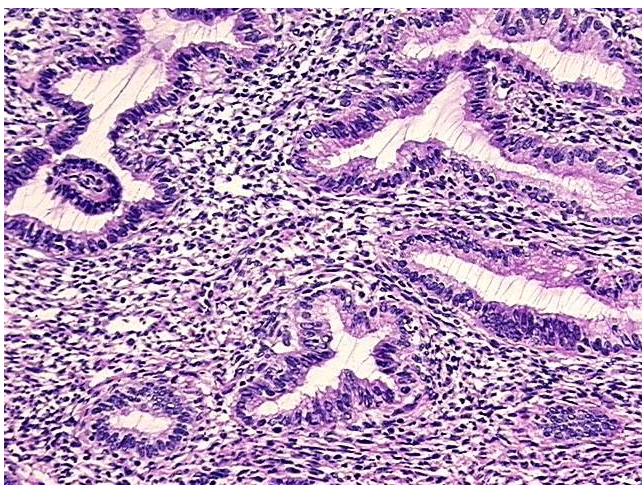
Storage: Store the total DNA -80°C.

Stability: These products are stable for one year from date of shipping when stored at -80°C without repeated freeze/thaws.

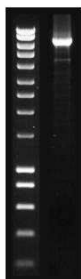
Product images:



DNA - 4x.



DNA - 20x.



DNA PCR Image