

Product datasheet for **CD564017**

Tissue Genomic DNA, Lung

Product data:

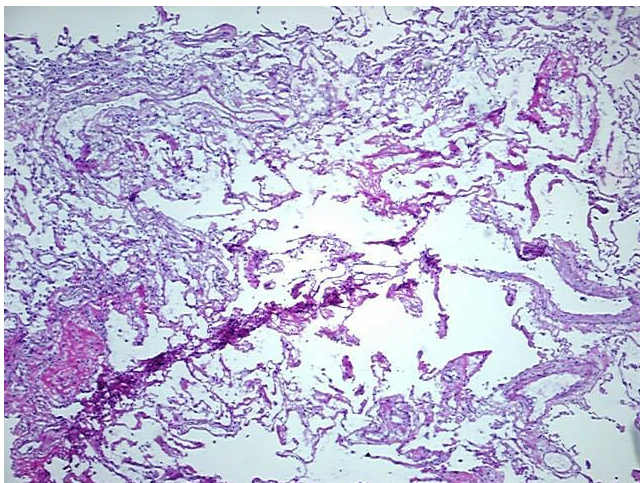
| | |
|---|---|
| Product Type: | Genomic DNA |
| Disease State: | Normal |
| Diagnosis Category: | Normal |
| Tissue: | Lung |
| Frozen Sample ID: | FR00007A7F |
| Case ID: | CI0000000444 |
| Prep: | B |
| Vial ID: | DN00000509 |
| Tissue of Origin: | Lung |
| Site of Finding: | Lung |
| Appearance: | Normal |
| Sample Diagnosis (from Pathology Verification): | Within normal limits |
| Normal: | 100% |
| Lesional: | 0% |
| Tumor: | 0% |
| Tumor Hypo/Acellular Stroma: | 0% |
| Tumor Hypercellular Stroma: | 0% |
| Necrosis: | 0% |
| Pathology Verification notes from H&E review: | 90% alveoli, 0% bronchi/bronchioles, 10% fibrovascular tissue |
| Bioanalyzer Ratio (28S/18S): | 1.94 |



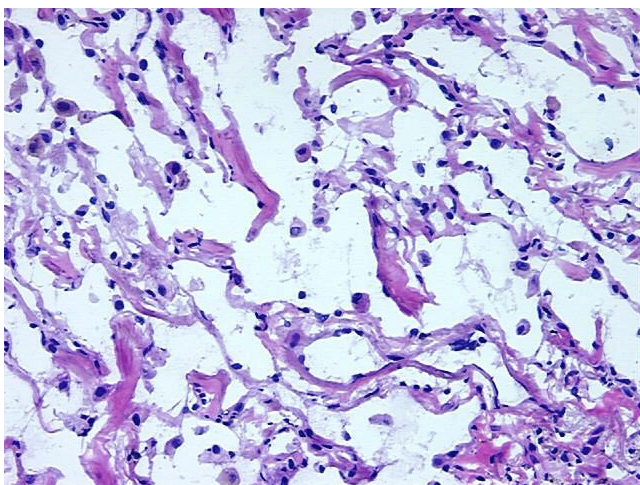
[View online »](#)

| | |
|---|--|
| CASE Diagnosis (from medical center path report): | Carcinoma of lung, squamous cell |
| Age: | 69 |
| Gender: | Male |
| Race: | Not reported |
| Tumor Grade: | Not applicable |
| Minimum Stage Grouping: | Not applicable |
| T (Extent of Primary Tumor): | Not applicable |
| N (Lymph node metastasis): | Not applicable |
| M (Distant metastasis): | Not applicable |
| Storage: | Store the total DNA -80°C. |
| Stability: | These products are stable for one year from date of shipping when stored at -80°C without repeated freeze/thaws. |


Product images:



DNA - 4x.



DNA - 20x.



DNA PCR Image