OriGene Technologies, Inc.
9620 Medical Center Drive, Ste 200
Rockville, MD 20850, US
Phone: +1-888-267-4436
https://www.origene.com
techsupport@origene.com
EU: info-de@origene.com
CN: techsupport@origene.cn

Product datasheet for CD563959

Tissue Genomic DNA, Kidney

Product data:

Product Type:	Genomic DNA
Disease State:	Normal
Diagnosis Category:	Normal
Tissue:	Kidney
Frozen Sample ID:	FR00004D05
Case ID:	CI0000000117
Prep:	B
Vial ID:	DN000000D9
Tissue of Origin:	Kidney
Site of Finding:	Kidney
Appearance:	Normal
Sample Diagnosis (from Pathology Verification):	Within normal limits
Normal:	100%
Lesional:	0%
Tumor:	0%
Tumor Hypo/Acellular Stroma:	0%
Tumor Hypercellular Stroma:	0%
Necrosis:	0%
Pathology Verification notes from H&E review:	100% Cortex, 0% Medulla. Mild interstitial chronic inflammatory infiltrate and glomerulosclerosis
Bioanalyzer Ratio (28S/18S):	2.2

View online »

This product is to be used for laboratory only. Not for diagnostic or therapeutic use.
©2024 OriGene Technologies, Inc., 9620 Medical Center Drive, Ste 200, Rockville, MD 20850, US

CASE Diagnosis (from medical center path report):	Carcinoma of kidney, renal cell, clear cell
Age:	71
Gender:	Male
Race:	White or Caucasian
Tumor Grade:	Not applicable
Minimum Stage Grouping:	Not applicable
T (Extent of Primary Tumor):	Not applicable
N (Lymph node metastasis):	Not applicable
M (Distant metastasis):	Not applicable
Storage:	Store the total DNA -80°C.
Stability:	These products are stable for one year from date of shipping when stored at -80°C without repeated freeze/thaws.

Product images:

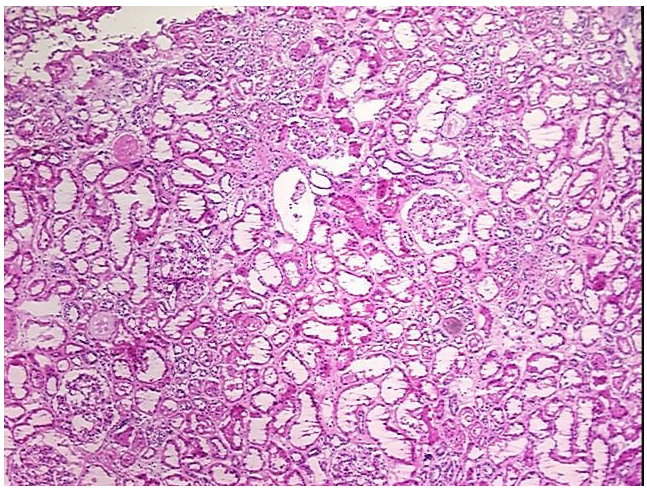

DNA - 4x.

This product is to be used for laboratory only. Not for diagnostic or therapeutic use.
©2024 OriGene Technologies, Inc., 9620 Medical Center Drive, Ste 200, Rockville, MD 20850, US

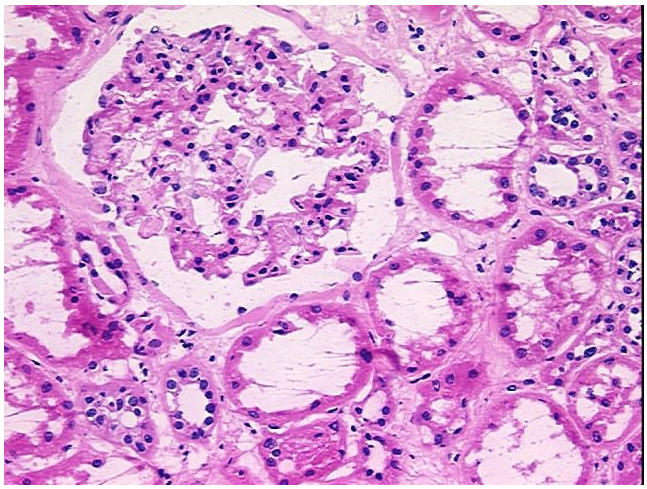

DNA - 20x.



DNA PCR Image

This product is to be used for laboratory only. Not for diagnostic or therapeutic use.
©2024 OriGene Technologies, Inc., 9620 Medical Center Drive, Ste 200, Rockville, MD 20850, US