

Product datasheet for **CD563614**

Tissue Genomic DNA, Uterus

Product data:

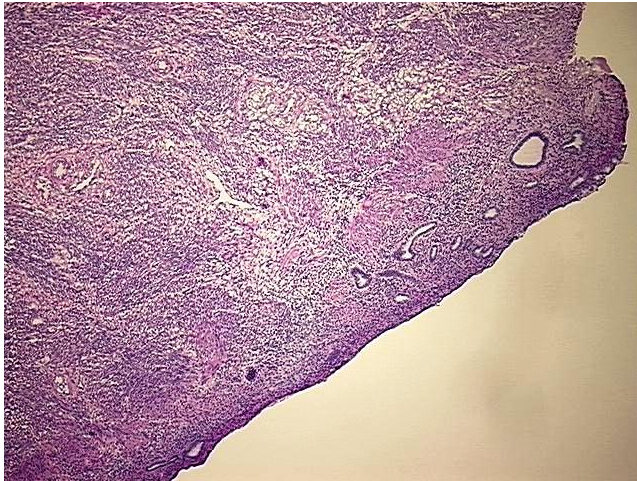
Product Type:	Genomic DNA
Disease State:	Normal
Diagnosis Category:	Normal
Tissue:	Uterus
Frozen Sample ID:	FR6A38BCA7
Case ID:	CI0000013332
Prep:	B
Vial ID:	DN00000616
Tissue of Origin:	Uterus
Site of Finding:	Uterus
Appearance:	Normal
Sample Diagnosis (from Pathology Verification):	Within normal limits
Normal:	100%
Lesional:	0%
Tumor:	0%
Tumor Hypo/Acellular Stroma:	0%
Tumor Hypercellular Stroma:	0%
Necrosis:	0%
Pathology Verification notes from H&E review:	Non Tumor Structures: 5% Glands, 5% Stroma, 90% Myometrium. Other Features/Comments: atrophic endometrium
Bioanalyzer Ratio (28S/18S):	2.01



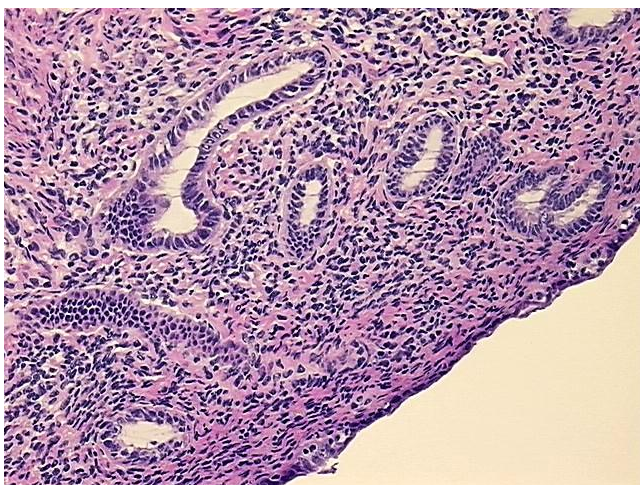
[View online »](#)

CASE Diagnosis (from medical center path report):	Adenocarcinoma of ovary, serous
Age:	75
Gender:	Female
Race:	White or Caucasian
Tumor Grade:	Not applicable
Minimum Stage Grouping:	Not applicable
T (Extent of Primary Tumor):	Not applicable
N (Lymph node metastasis):	Not applicable
M (Distant metastasis):	Not applicable
Storage:	Store the total DNA -80°C.
Stability:	These products are stable for one year from date of shipping when stored at -80°C without repeated freeze/thaws.

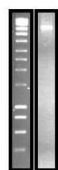
Product images:



DNA - 4x.



DNA - 20x.



DNA PCR Image