

## Product datasheet for **CD563476**

### Tissue Genomic DNA, Colon: rectosigmoid

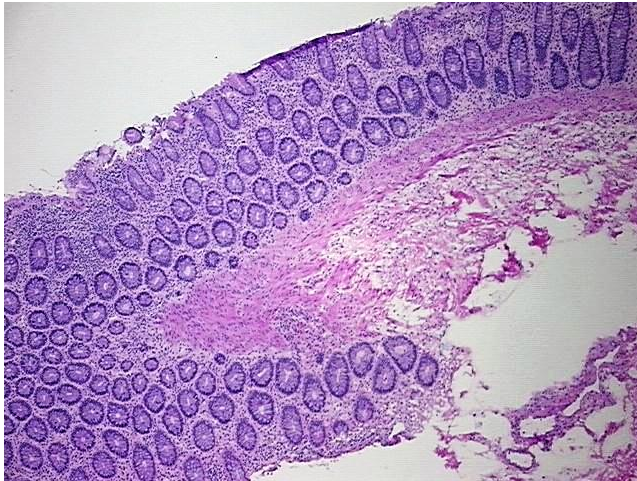
#### Product data:

Product Type:	Genomic DNA
Disease State:	Normal
Diagnosis Category:	Normal
Tissue:	Colon
Frozen Sample ID:	FR0002757B
Case ID:	CI0000009999
Prep:	D
Vial ID:	DN00000864
Tissue of Origin:	Colon: rectosigmoid
Site of Finding:	Colon: rectosigmoid
Appearance:	Normal
Sample Diagnosis (from Pathology Verification):	Within normal limits
Normal:	100%
Lesional:	0%
Tumor:	0%
Tumor Hypo/Acellular Stroma:	0%
Tumor Hypercellular Stroma:	0%
Necrosis:	0%
Pathology Verification notes from H&E review:	70% mucosa, 20% submucosa, 10% muscle
Bioanalyzer Ratio (28S/18S):	2.04

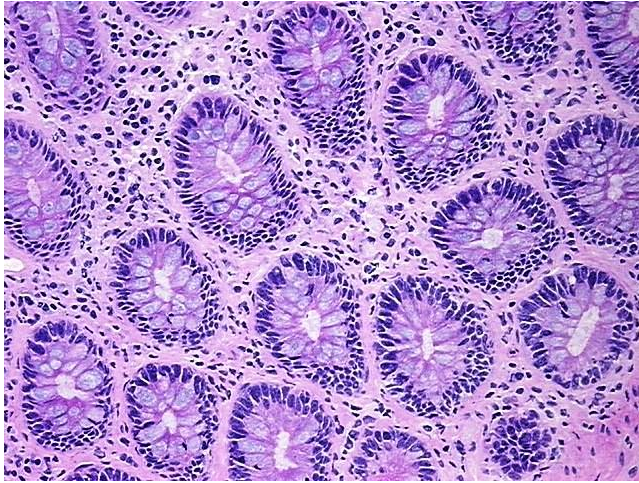

[View online »](#)

<b>CASE Diagnosis (from medical center path report):</b>	Adenocarcinoma of colon
<b>Age:</b>	38
<b>Gender:</b>	Male
<b>Race:</b>	White or Caucasian
<b>Tumor Grade:</b>	Not applicable
<b>Minimum Stage Grouping:</b>	Not applicable
<b>T (Extent of Primary Tumor):</b>	Not applicable
<b>N (Lymph node metastasis):</b>	Not applicable
<b>M (Distant metastasis):</b>	Not applicable
<b>Storage:</b>	Store the total DNA -80°C.
<b>Stability:</b>	These products are stable for one year from date of shipping when stored at -80°C without repeated freeze/thaws.

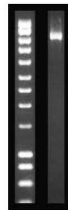
### Product images:



DNA - 4x.



DNA - 20x.



DNA PCR Image