

## Product datasheet for **CD563413**

### Tissue Genomic DNA, Prostate

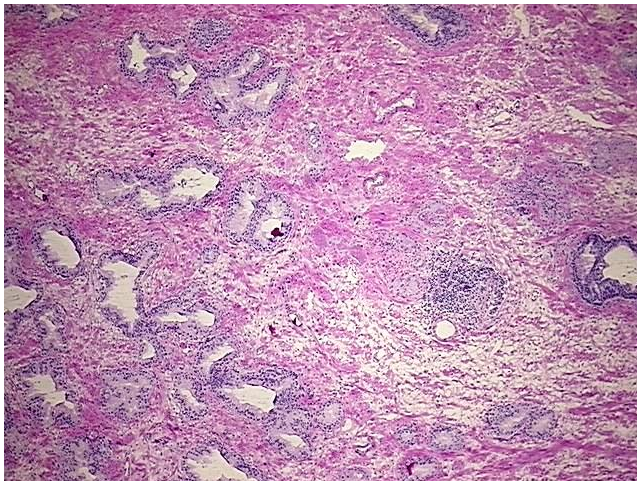
#### Product data:

Product Type:	Genomic DNA
Disease State:	Other Disease
Diagnosis Category:	Prostatitis
Tissue:	Prostate
Frozen Sample ID:	FR00031895
Case ID:	CI0000011310
Prep:	B
Vial ID:	DN0000063E
Tissue of Origin:	Prostate
Site of Finding:	Prostate
Appearance:	Lesional
Sample Diagnosis (from Pathology Verification):	Prostatitis
Normal:	0%
Lesional:	100%
Tumor:	0%
Tumor Hypo/Acellular Stroma:	0%
Tumor Hypercellular Stroma:	0%
Necrosis:	0%
Pathology Verification notes from H&E review:	Non Tumor Structures: 20% Epithelium, 80% Fibromuscular stroma
Bioanalyzer Ratio (28S/18S):	1.96

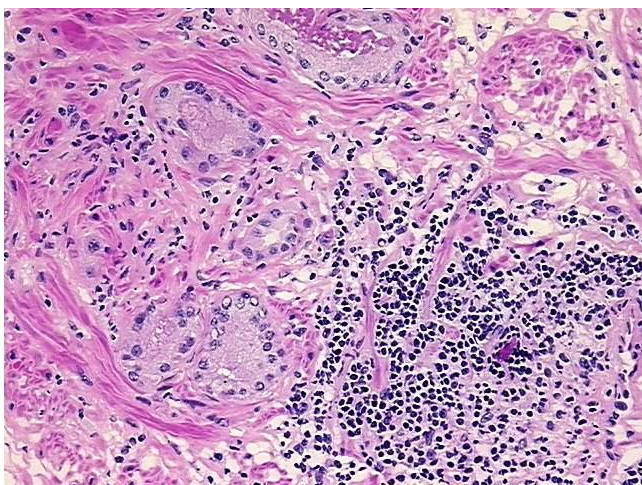

[View online »](#)

<b>CASE Diagnosis (from medical center path report):</b>	Adenocarcinoma of prostate
<b>Age:</b>	57
<b>Gender:</b>	Male
<b>Race:</b>	White or Caucasian
<b>Tumor Grade:</b>	Gleason Score: 3+3=6/10
<b>Minimum Stage Grouping:</b>	II
<b>T (Extent of Primary Tumor):</b>	T2c
<b>N (Lymph node metastasis):</b>	N0
<b>M (Distant metastasis):</b>	MX
<b>Storage:</b>	Store the total DNA -80°C.
<b>Stability:</b>	These products are stable for one year from date of shipping when stored at -80°C without repeated freeze/thaws.

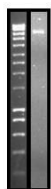
### Product images:



DNA - 4x.



DNA - 20x.



DNA PCR Image