

Product datasheet for **CD563403**

Tissue Genomic DNA, Lung

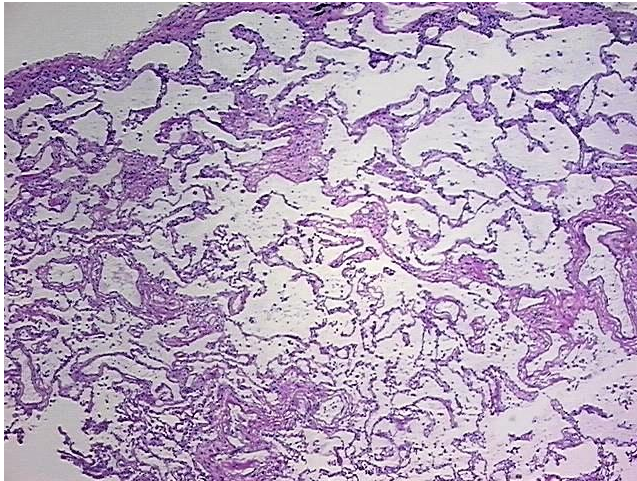
Product data:

Product Type:	Genomic DNA
Disease State:	Normal
Diagnosis Category:	Normal
Tissue:	Lung
Frozen Sample ID:	FR5B33E503
Case ID:	CI0000010926
Prep:	D
Vial ID:	DN0000207E
Tissue of Origin:	Lung
Site of Finding:	Lung
Appearance:	Normal
Sample Diagnosis (from Pathology Verification):	Within normal limits
Normal:	100%
Lesional:	0%
Tumor:	0%
Tumor Hypo/Acellular Stroma:	0%
Tumor Hypercellular Stroma:	0%
Necrosis:	0%
Pathology Verification notes from H&E review:	Inflammation: Mild Macrophages. Non Tumor Structures: 95% Alveoli, 5% Fibrovascular septa
Bioanalyzer Ratio (28S/18S):	1.86

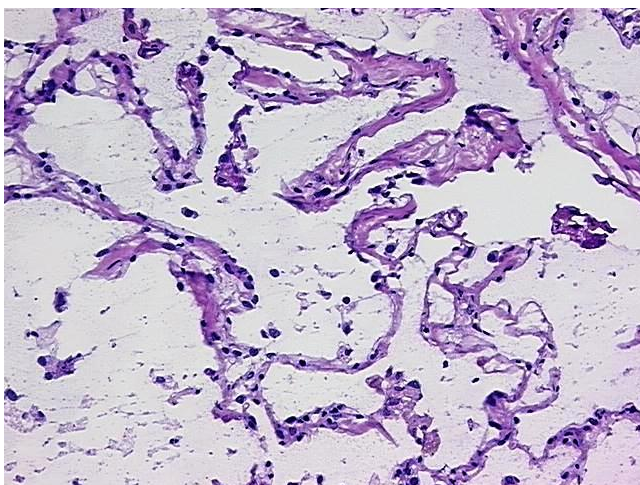

[View online »](#)

CASE Diagnosis (from medical center path report):	Carcinoma of lung, large cell
Age:	78
Gender:	Female
Race:	Black or African American
Tumor Grade:	Not applicable
Minimum Stage Grouping:	Not applicable
T (Extent of Primary Tumor):	Not applicable
N (Lymph node metastasis):	Not applicable
M (Distant metastasis):	Not applicable
Storage:	Store the total DNA -80°C.
Stability:	These products are stable for one year from date of shipping when stored at -80°C without repeated freeze/thaws.

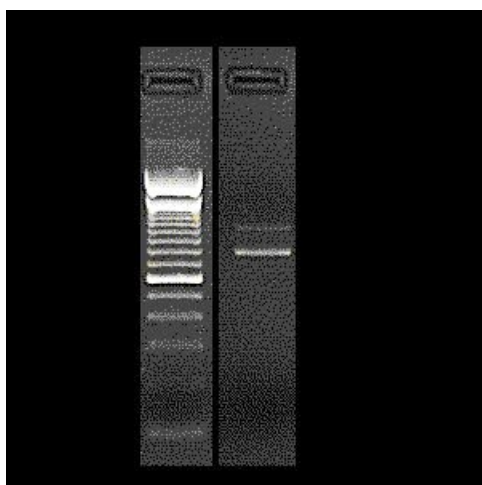
Product images:



DNA - 4x.



DNA - 20x.



DNA PCR Image