OriGene Technologies, Inc.
9620 Medical Center Drive, Ste 200
Rockville, MD 20850, US
Phone: +1-888-267-4436
https://www.origene.com
techsupport@origene.com
EU: info-de@origene.com
CN: techsupport@origene.cn

Product datasheet for CD563363

Tissue Genomic DNA, Lung

Product data:

Product Type:	Genomic DNA
Disease State:	Other Disease
Diagnosis Category:	Chronic Obstructive Pulmonary Disease (COPD)
Tissue:	Lung
Frozen Sample ID:	FR0002CF53
Case ID:	CI0000010322
Prep:	B
Vial ID:	DN00000242
Tissue of Origin:	Lung
Site of Finding:	Lung
Appearance:	Lesional
Sample Diagnosis (from Pathology Verification):	Emphysema
Normal:	0%
Lesional:	100%
Tumor:	0%
Tumor Hypo/Acellular Stroma:	0%
Tumor Hypercellular Stroma:	0%
Necrosis:	0%
Pathology Verification notes from H&E review:	Non Tumor Structures: 100% No normal architecture
Bioanalyzer Ratio (28S/18S):	2.1

View online »

This product is to be used for laboratory only. Not for diagnostic or therapeutic use.
©2024 OriGene Technologies, Inc., 9620 Medical Center Drive, Ste 200, Rockville, MD 20850, US

CASE Diagnosis (from medical center path report):	Adenocarcinoma of lung
Age:	74
Gender:	Male
Race:	White or Caucasian
Tumor Grade:	AJCC G2: Moderately differentiated
Minimum Stage Grouping:	IA
T (Extent of Primary Tumor):	T1
N (Lymph node metastasis):	N0
M (Distant metastasis):	MX
Diagnostic Test Results:	Acid-fast bacteria ~ AFB ~ Ziehl-Neelsen acid fast,Negative
Storage:	Store the total DNA -80°C.
Stability:	These products are stable for one year from date of shipping when stored at -80°C without repeated freeze/thaws.

Product images:

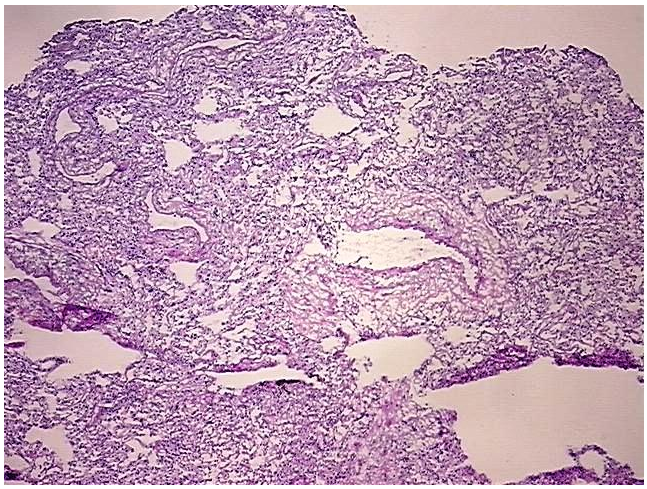

DNA - 4x.

This product is to be used for laboratory only. Not for diagnostic or therapeutic use.
©2024 OriGene Technologies, Inc., 9620 Medical Center Drive, Ste 200, Rockville, MD 20850, US

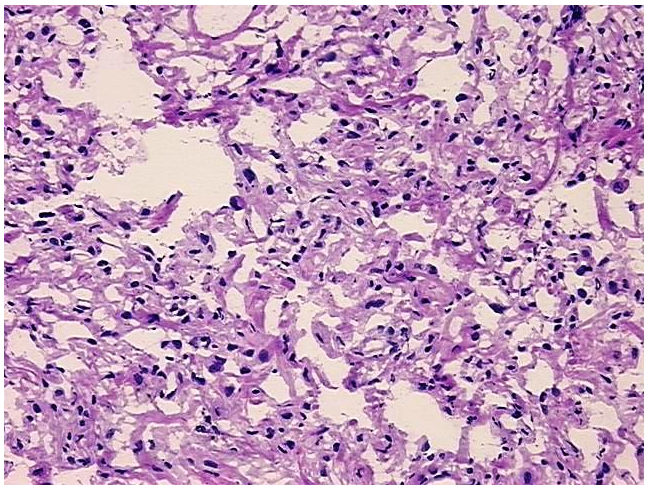

DNA - 20x.



DNA PCR Image

This product is to be used for laboratory only. Not for diagnostic or therapeutic use.
©2024 OriGene Technologies, Inc., 9620 Medical Center Drive, Ste 200, Rockville, MD 20850, US