OriGene Technologies, Inc.
9620 Medical Center Drive, Ste 200
Rockville, MD 20850, US
Phone: +1-888-267-4436
https://www.origene.com
techsupport@origene.com
EU: info-de@origene.com
CN: techsupport@origene.cn

Product datasheet for CD563130

Tissue Genomic DNA, Prostate

Product data:

Product Type:	Genomic DNA
Disease State:	Other Disease
Diagnosis Category:	Benign Prostatic Hyperplasia (BPH)
Tissue:	Prostate
Frozen Sample ID:	FR0001E758
Case ID:	CI0000007179
Prep:	A
Vial ID:	DN00001409
Tissue of Origin:	Prostate
Site of Finding:	Prostate
Appearance:	Lesional
Sample Diagnosis (from Pathology Verification):	Hyperplasia of prostate
Normal:	0%
Lesional:	100%
Tumor:	0%
Tumor Hypo/Acellular Stroma:	0%
Tumor Hypercellular Stroma:	0%
Necrosis:	0%
Pathology Verification notes from H&E review:	Non Tumor Structures: 35% Epithelium, 65% Fibromuscular stroma
Bioanalyzer Ratio (28S/18S):	2.03

View online »

This product is to be used for laboratory only. Not for diagnostic or therapeutic use.
©2024 OriGene Technologies, Inc., 9620 Medical Center Drive, Ste 200, Rockville, MD 20850, US

CASE Diagnosis (from medical center path report):	Hyperplasia of prostate
Age:	71
Gender:	Male
Race:	White or Caucasian
Storage:	Store the total DNA -80°C.
Stability:	These products are stable for one year from date of shipping when stored at -80°C without repeated freeze/thaws.

Product images:

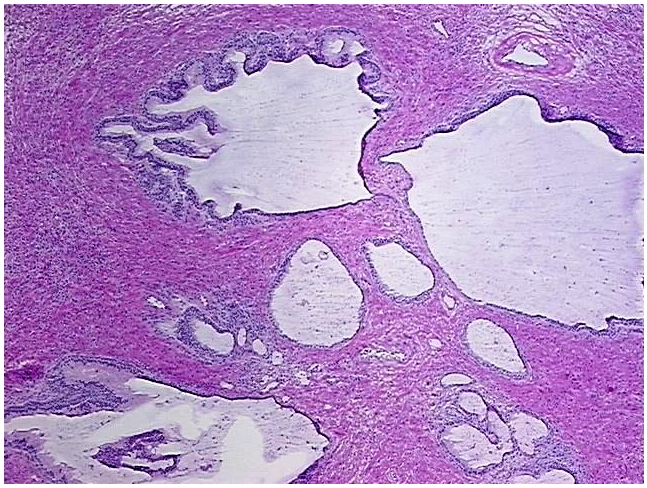

DNA - 4x.

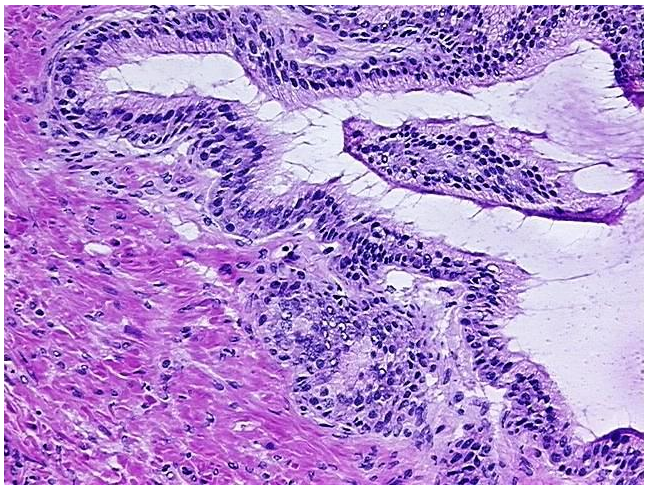

DNA - 20x.

This product is to be used for laboratory only. Not for diagnostic or therapeutic use.
©2024 OriGene Technologies, Inc., 9620 Medical Center Drive, Ste 200, Rockville, MD 20850, US



DNA PCR Image

This product is to be used for laboratory only. Not for diagnostic or therapeutic use.
©2024 OriGene Technologies, Inc., 9620 Medical Center Drive, Ste 200, Rockville, MD 20850, US