

Product datasheet for **AP23597PU-N**

DSCR1L1 (RCAN2) Rabbit Polyclonal Antibody

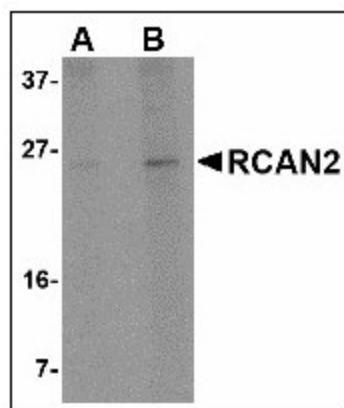
Product data:

Product Type:	Primary Antibodies
Applications:	ELISA, IHC, WB
Recommended Dilution:	ELISA. Immunohistochemistry on Paraffin Sections: 3 µg/ml. Western Blot: 1 - 2 µg/ml.
Reactivity:	Human, Mouse, Rat
Host:	Rabbit
Clonality:	Polyclonal
Immunogen:	Synthetic peptide - KLH conjugated
Specificity:	This antibody reacts to Regulator of calcineurin 2 (RCAN2).
Formulation:	PBS containing 0.02% sodium azide as preservative State: Liquid purified Ig fraction
Concentration:	lot specific
Purification:	Immunoaffinity Chromatography
Conjugation:	Unconjugated
Storage:	Store the antibody undiluted at 2-8°C.
Stability:	Shelf life: one year from despatch.
Gene Name:	regulator of calcineurin 2
Database Link:	Entrez Gene 53901 Mouse Entrez Gene 140666 Rat Entrez Gene 10231 Human Q14206
Synonyms:	RCAN2, DSCR1L1, ZAKI4

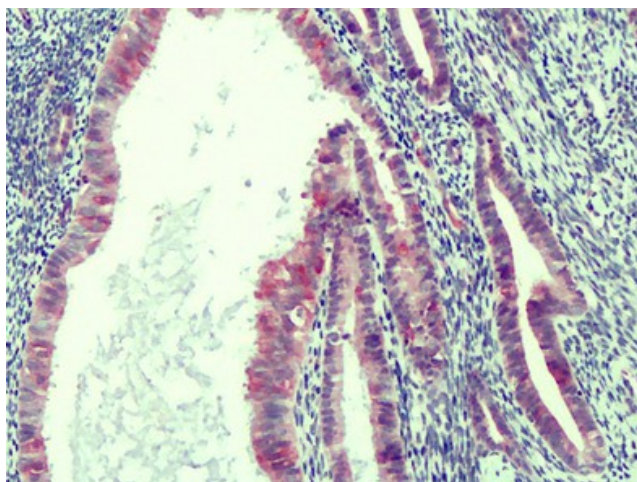


[View online »](#)

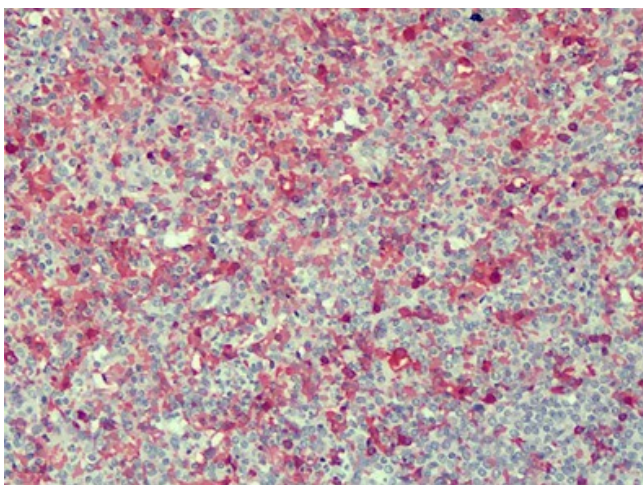
Product images:



Western blot analysis of RCAN2 in 3T3 cell lysate with RCAN2 antibody at (A) 1 and (B) 2 ug/ml.



Human Endometrium: Formalin-Fixed, Paraffin-Embedded (FFPE)



Human Spleen: Formalin-Fixed, Paraffin-Embedded (FFPE)