

Product datasheet for **AM31891PU-N**

PBX3 Mouse Monoclonal Antibody [Clone ID: 1A11]

Product data:

Product Type:	Primary Antibodies
Clone Name:	1A11
Applications:	ELISA, IHC, WB
Recommended Dilution:	ELISA. Immunohistochemistry on Paraffin Sections: 5 µg/ml. Western Blot.
Reactivity:	Human
Host:	Mouse
Isotype:	IgG2a
Clonality:	Monoclonal
Immunogen:	PBX3 (NP_006186, 342 a.a. ~ 435 a.a) partial recombinant protein with GST tag.
Specificity:	Recognizes Human PBX3
Formulation:	PBS, pH 7.2 State: Aff - Purified State: Liquid purified Ig fraction
Concentration:	lot specific
Purification:	Protein A Chromatography
Conjugation:	Unconjugated
Storage:	Upon receipt, store undiluted (in aliquots) at -20°C. Avoid repeated freezing and thawing.
Stability:	Shelf life: one year from despatch.
Gene Name:	PBX homeobox 3
Database Link:	Entrez Gene 5090 Human P40426
Background:	PBX3 is Transcriptional activator that binds the sequence 5'-ATCAATCAA-3'. Belongs to the TALE/PBX homeobox family and contains 1 homeobox DNA-binding domain. There are 4 isoforms produced by alternative splicing.

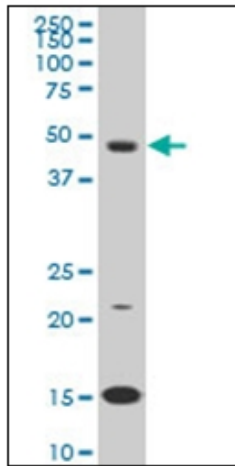


[View online »](#)

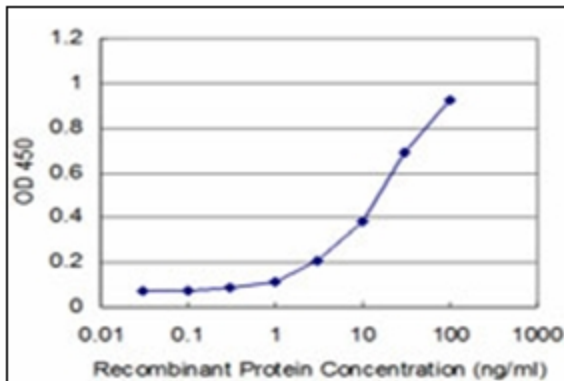
Synonyms: Homeobox protein PBX3

Protein Families: Transcription Factors

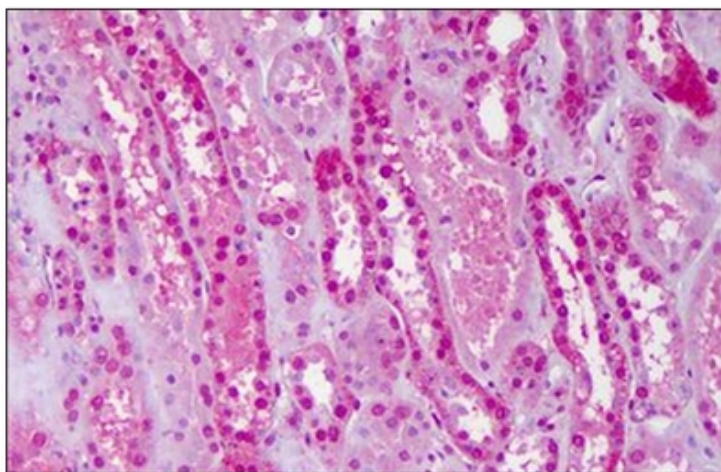
Product images:



PBX3 Antibody. Western Blot analysis of PBX3 expression in K-562.



Detection limit for recombinant GST tagged PBX3 is approximately 1ng/ml as a capture antibody.



Human Kidney: Formalin-Fixed, Paraffin-Embedded (FFPE)