

## Product datasheet for **AM31115PU-N**

### CaMKK (CAMKK1) Mouse Monoclonal Antibody [Clone ID: 1F6]

#### Product data:

Product Type:	Primary Antibodies
Clone Name:	1F6
Applications:	ELISA, IHC, WB
Recommended Dilution:	<b>ELISA.</b> <b>Immunohistochemistry on Paraffin Sections:</b> 5 µg/ml. <b>Western Blot:</b> 1/500 - 1/1000.
Reactivity:	Human
Host:	Mouse
Isotype:	IgG2a
Clonality:	Monoclonal
Immunogen:	CAMKK1 antibody was raised against recombinant protein
Specificity:	This antibody reacts to CAMKK1 / CaMKK.
Formulation:	PBS, pH 7.2 State: Purified State: Liquid purified Ig fraction
Concentration:	lot specific
Purification:	Affinity chromatography on Protein A
Conjugation:	Unconjugated
Storage:	Store the antibody undiluted at 2-8°C for one month or (in aliquots) at -20°C for longer. Avoid repeated freezing and thawing.
Stability:	Shelf life: one year from despatch.
Gene Name:	calcium/calmodulin-dependent protein kinase kinase 1
Database Link:	<a href="#">Entrez Gene 84254 Human Q8N5S9</a>
Background:	CAMKK1 belongs to the CAMKK subfamily of Serine/Threonine Kinases. CAMKK1 regulates the calcium/calmodulin-dependent protein kinase cascade by phosphorylating CAMKI, CAMKIV, and PKB.



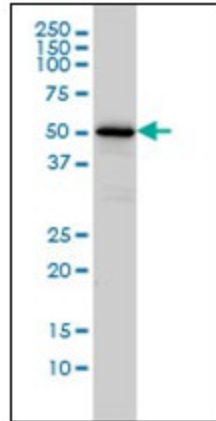
[View online »](#)

**Synonyms:** CAMKKA, CaM-kinase IV kinase, CaMKK-1, CaMKK alpha, CaM-KK alpha, CaM-kinase kinase alpha

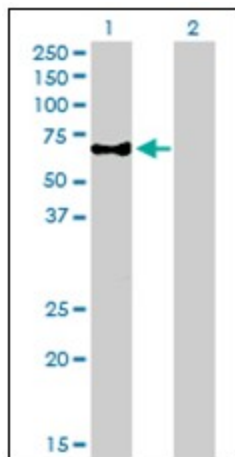
**Protein Families:** Druggable Genome, Protein Kinase

**Protein Pathways:** Adipocytokine signaling pathway

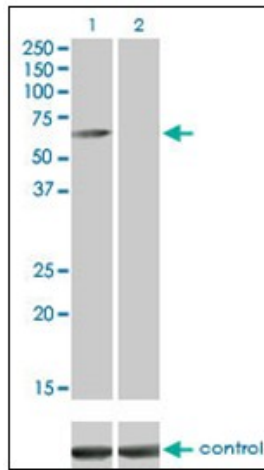
**Product images:**



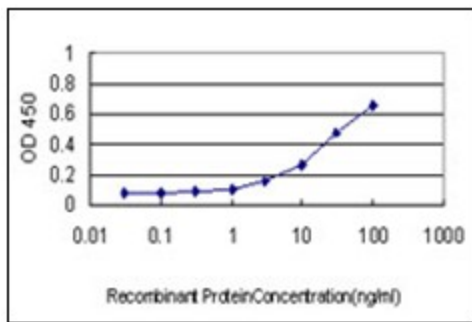
Western Blot analysis of CAMKK1 expression in Jurkat cells by CAMKK1 monoclonal antibody, clone 1F6.



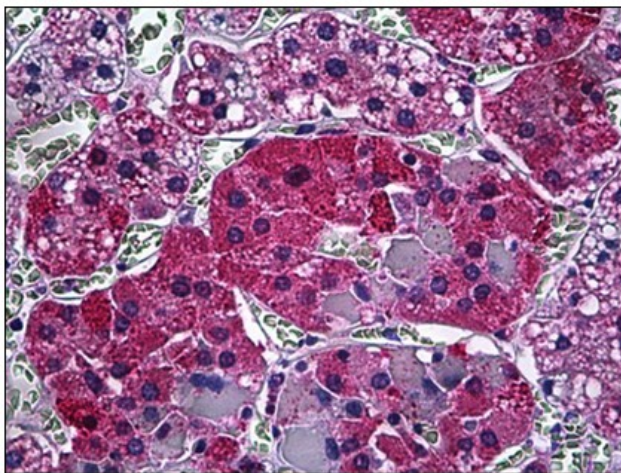
Western Blot analysis of CAMKK1 expression in transfected 293T cell line by CAMKK1 monoclonal antibody, clone 1F6.



Western blot analysis of CAMKK1 over-expressed 293 cell line, cotransfected with CAMKK1 Validated Chimera RNAi (Lane 2) or non-transfected control (Lane 1). Blot probed with CAMKK1 monoclonal antibody clone 1F6. GAPDH (36.1 kDa) used as control.



Detection limit for recombinant GST tagged CAMKK1 is approximately 1ng/ml as a capture antibody.



Human Adrenal: Formalin-Fixed, Paraffin-Embedded (FFPE)