

Product datasheet for **AM31019PU-N**

Munc18 1 (STXBP1) Mouse Monoclonal Antibody [Clone ID: 6D1]

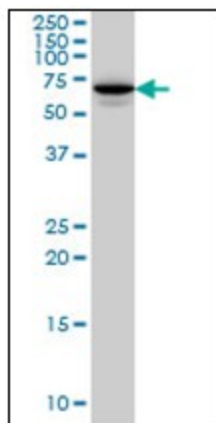
Product data:

Product Type:	Primary Antibodies
Clone Name:	6D1
Applications:	ELISA, IHC, WB
Recommended Dilution:	ELISA. Immunohistochemistry on Paraffin Sections: 5 µg/ml. Western Blot: 1/500 - 1/1000.
Reactivity:	Human, Mouse
Host:	Mouse
Isotype:	IgG2a
Clonality:	Monoclonal
Immunogen:	STXBP1 (NP_003156, 74 a.a. ~ 169 a.a) partial recombinant protein with GST tag. MW of the GST tag alone is 26 KDa.
Specificity:	This antibody recognizes Human STXBP1. Other species not tested.
Formulation:	PBS, pH 7.4 State: Purified State: Liquid purified IgG fraction
Concentration:	lot specific
Purification:	Protein A Chromatography
Conjugation:	Unconjugated
Storage:	Store the antibody undiluted at 2-8°C for one month or (in aliquots) at -20°C for longer. Avoid repeated freezing and thawing.
Stability:	Shelf life: one year from despatch.
Gene Name:	syntaxin binding protein 1
Database Link:	Entrez Gene 20910 Mouse Entrez Gene 6812 Human P61764
Synonyms:	Unc-18 homolog, Unc-18-1, Unc-18A, N-Sec1, Syntaxin-binding protein 1

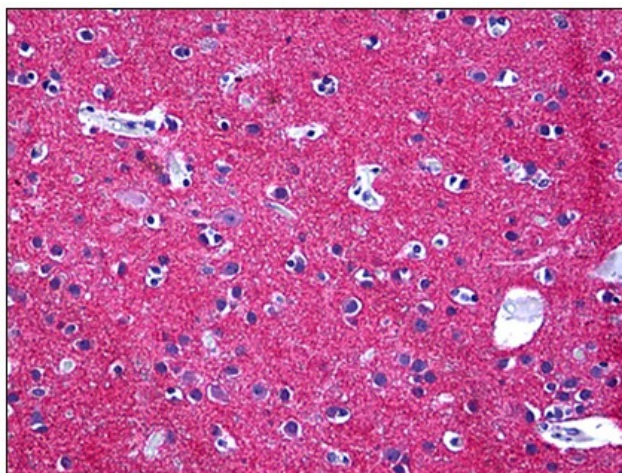


[View online »](#)

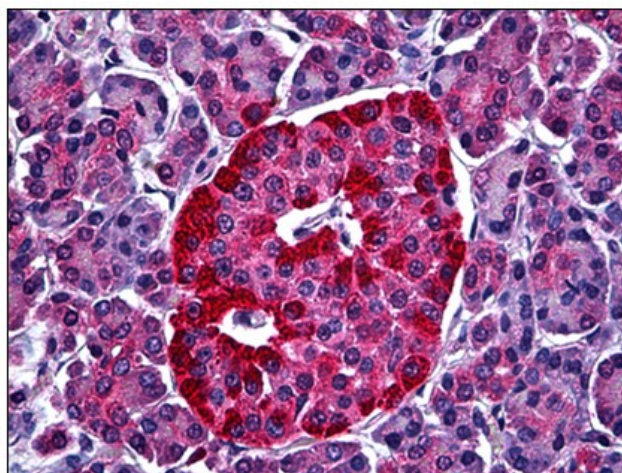
Product images:



STXBP1 monoclonal antibody clone 6D1 Western Blot analysis of STXBP1 expression in HeLa.



Human Brain, Neuropil: Formalin-Fixed, Paraffin-Embedded (FFPE)



Human Pancreas, Islets of Langerhans: Formalin-Fixed, Paraffin-Embedded (FFPE)