

Product datasheet for **AM21020PU-N**

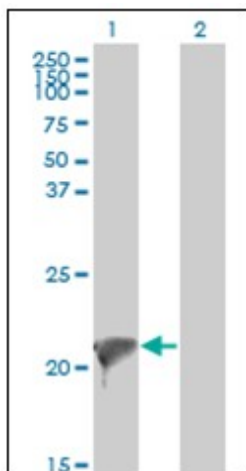
Twist2 Mouse Monoclonal Antibody [Clone ID: 3C8]

Product data:

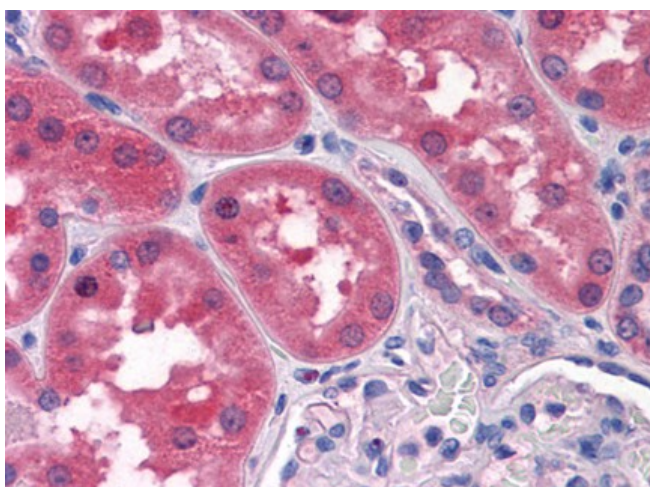
Product Type:	Primary Antibodies
Clone Name:	3C8
Applications:	ELISA, IHC, WB
Recommended Dilution:	ELISA. Immunohistochemistry on Paraffin Sections: 5 µg/ml. Western Blot.
Reactivity:	Human
Host:	Mouse
Isotype:	IgG1
Clonality:	Monoclonal
Immunogen:	Recombinant protein, TWIST2 (AAH33168, 1 a.a. ~ 161 a.a) full length recombinant protein with GST tag. MW of the GST tag alone is 26 KDa.
Specificity:	This antibody reacts to Twist Homolog 2 (Drosophila) (TWIST2).
Formulation:	PBS, pH 7.2 State: Liquid purified Ig fraction
Concentration:	lot specific
Purification:	Protein A Chromatography
Conjugation:	Unconjugated
Storage:	Store the antibody at -20°C. Avoid repeated freezing and thawing.
Stability:	Shelf life: one year from despatch.
Gene Name:	twist basic helix-loop-helix transcription factor 2
Database Link:	Entrez Gene 117581 Human Q9D030
Synonyms:	Twist-related protein 2, BHLHA39, DERMO1, Dermo-1



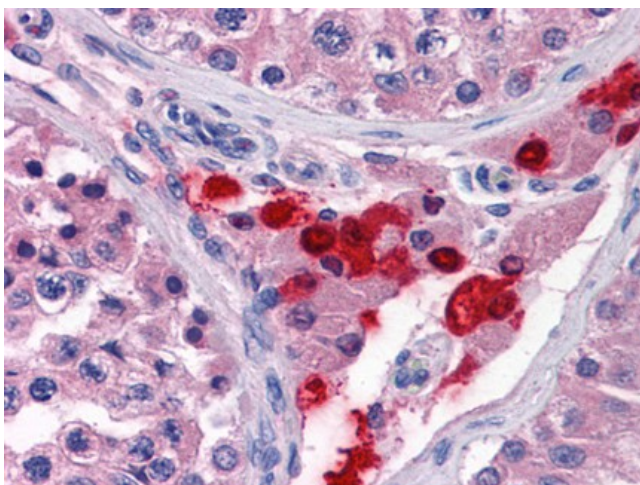
[View online »](#)

Product images:

Western Blot analysis of TWIST2 expression in transfected 293T cell line by TWIST2 monoclonal antibody, clone 3C8.



Human Kidney: Formalin-Fixed, Paraffin-Embedded (FFPE)



Human Testis: Formalin-Fixed, Paraffin-Embedded (FFPE)