

## Product datasheet for **AM20937PU-N**

### RTKN Mouse Monoclonal Antibody [Clone ID: 2E5]


#### Product data:

Product Type:	Primary Antibodies
Clone Name:	2E5
Applications:	ELISA, IHC, WB
Recommended Dilution:	<b>ELISA.</b> <b>Immunohistochemistry on Paraffin Sections:</b> 10 - 20 µg/ml. <b>Western Blot.</b>
Reactivity:	Human
Host:	Mouse
Isotype:	IgG1
Clonality:	Monoclonal
Immunogen:	Recombinant protein, RTKN (NP_149035, 451 a.a. ~ 550 a.a) partial recombinant protein with GST tag. MW of the GST tag alone is 26 KDa.
Specificity:	This antibody reacts to Rhotekin (RTKN).
Formulation:	PBS, pH 7.2 State: Liquid purified Ig fraction
Concentration:	lot specific
Purification:	Protein A Chromatography
Conjugation:	Unconjugated
Storage:	Store the antibody at -20°C. Avoid repeated freezing and thawing.
Stability:	Shelf life: one year from despatch.
Gene Name:	rhotekin
Database Link:	<a href="#">Entrez Gene 6242 Human Q9BST9</a>
Synonyms:	RTKN1

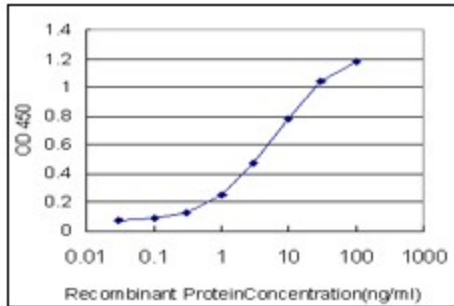


[View online »](#)

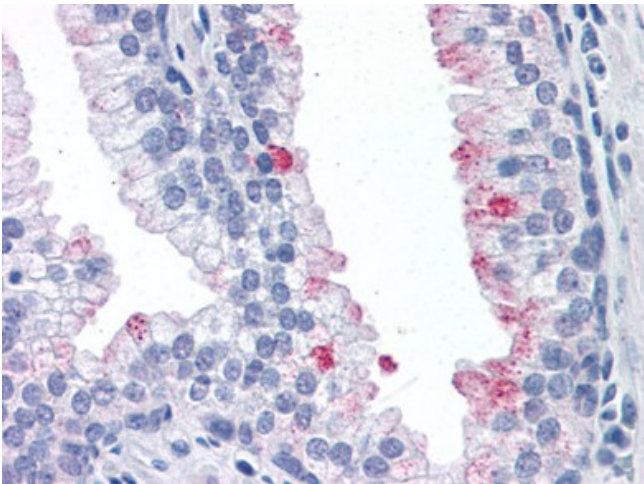
Product images:



RTKN monoclonal antibody clone 2E5 Western Blot analysis of RTKN expression in A-431.



Detection limit for recombinant GST tagged RTKN is approximately 0.3 ng/ml as a capture antibody.



Human Prostate: Formalin-Fixed, Paraffin-Embedded (FFPE)