

Product datasheet for **AM20908PU-N**

gamma Catenin (JUP) Mouse Monoclonal Antibody [Clone ID: 2G9]

Product data:

Product Type:	Primary Antibodies
Clone Name:	2G9
Applications:	ELISA, IF, IHC, WB
Recommended Dilution:	ELISA. Immunofluorescence: 10 µg/ml. Immunohistochemistry on Paraffin Sections: 5 µg/ml. Western Blot.
Reactivity:	Human
Host:	Mouse
Isotype:	IgG1
Clonality:	Monoclonal
Immunogen:	Recombinant protein, JUP (AAH11865, 1 a.a. ~ 746 a.a) full length recombinant protein with GST tag. MW of the GST tag alone is 26 KDa.
Specificity:	This antibody reacts to Junction Plakoglobin (JUP).
Formulation:	PBS, pH 7.2 State: Liquid purified Ig fraction
Concentration:	lot specific
Purification:	Protein A Chromatography
Conjugation:	Unconjugated
Storage:	Store the antibody at -20°C. Avoid repeated freezing and thawing.
Stability:	Shelf life: one year from despatch.
Gene Name:	junction plakoglobin
Database Link:	Entrez Gene 3728 Human P14923
Synonyms:	Desmoplakin-3, Desmoplakin III, Catenin gamma, JUP, CTNNG, DP3
Protein Families:	Druggable Genome

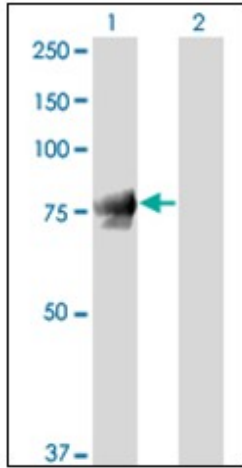


[View online »](#)

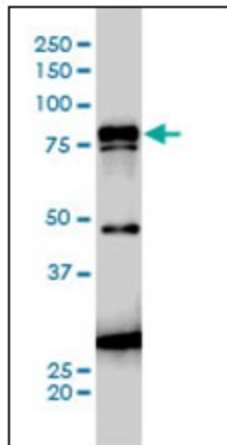
Protein Pathways:

Acute myeloid leukemia, Arrhythmogenic right ventricular cardiomyopathy (ARVC), Pathways in cancer

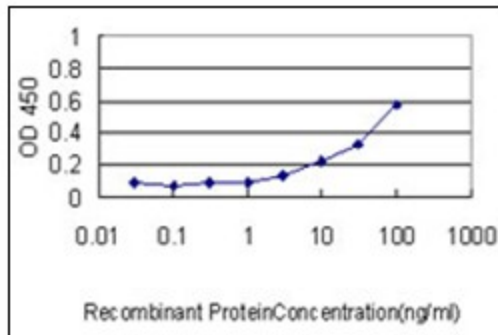
Product images:



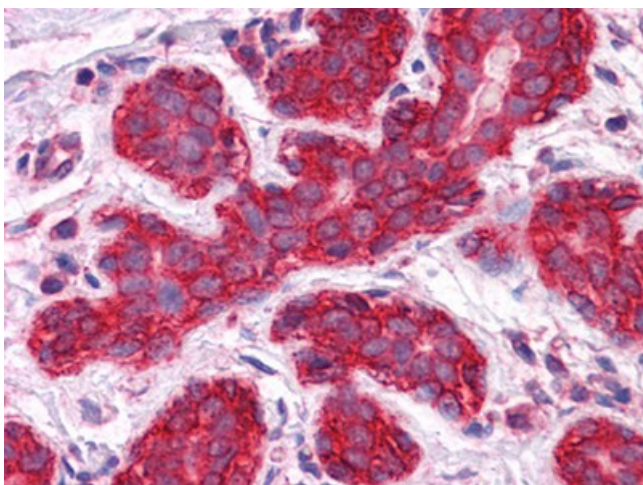
Western Blot analysis of JUP expression in transfected 293T cell line by JUP monoclonal antibody clone 2G9.



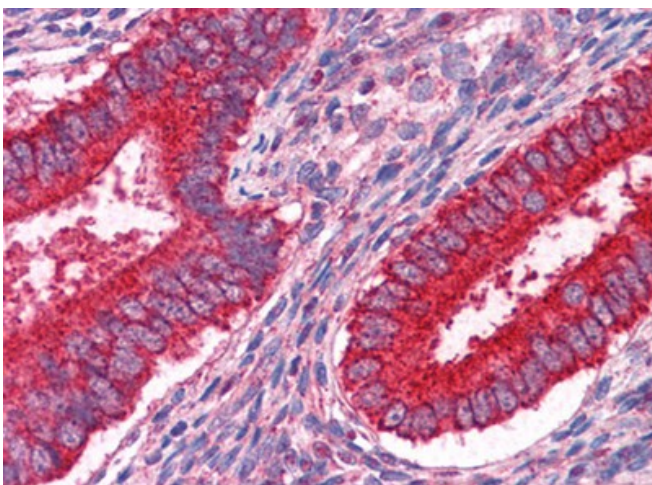
JUP monoclonal antibody clone 1D5 Western Blot analysis of JUP expression in A-431.



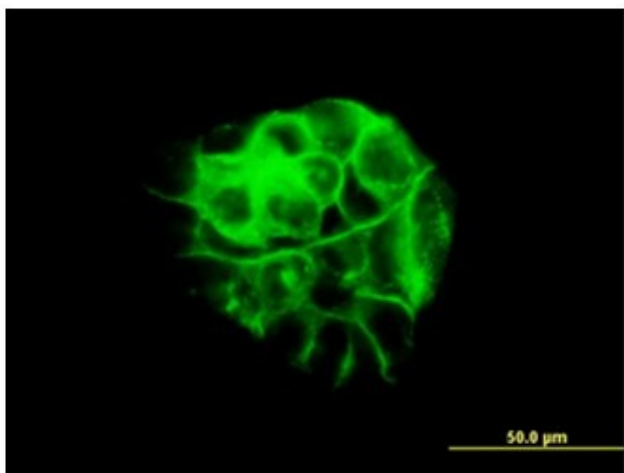
Detection limit for recombinant GST tagged JUP is approximately 1 ng/ml as a capture antibody.



Human Breast: Formalin-Fixed, Paraffin-Embedded (FFPE)



Human Uterus: Formalin-Fixed, Paraffin-Embedded (FFPE)



Immunofluorescence of monoclonal antibody to JUP on A-431 cell (antibody concentration 10 ug/ml).