

Product datasheet for **AM20901PU-N**

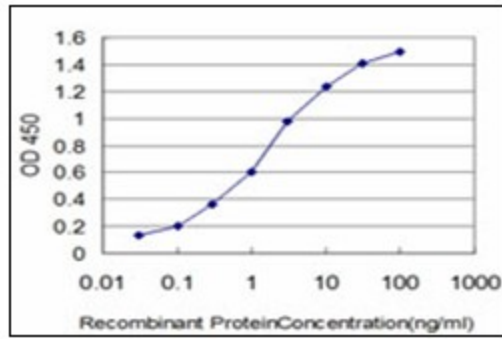
HOXB7 Mouse Monoclonal Antibody [Clone ID: 4C6]

Product data:

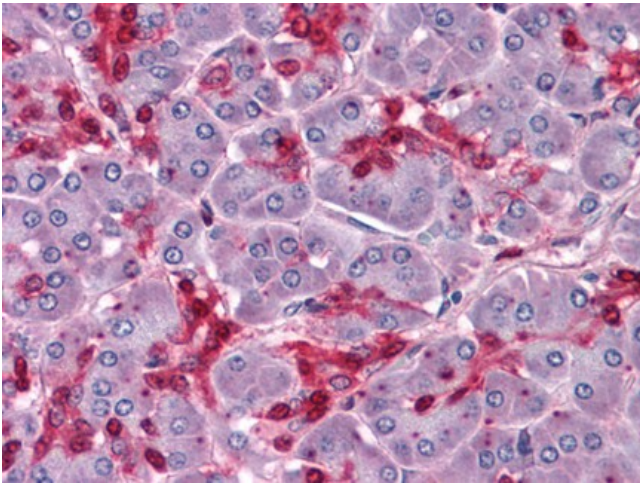
Product Type:	Primary Antibodies
Clone Name:	4C6
Applications:	ELISA, IHC, WB
Recommended Dilution:	ELISA. Immunohistochemistry on Paraffin Sections: 5 µg/ml. Western Blot.
Reactivity:	Human
Host:	Mouse
Isotype:	IgG1
Clonality:	Monoclonal
Immunogen:	Recombinant protein, HOXB7 (NP_004493, 55 a.a. ~ 121 a.a) partial recombinant protein with GST tag. MW of the GST tag alone is 26 KDa.
Specificity:	This antibody reacts to Homeobox Protein Hox-b7 (HOXB7).
Formulation:	PBS, pH 7.2 State: Liquid purified Ig fraction
Concentration:	lot specific
Purification:	Protein A Chromatography
Conjugation:	Unconjugated
Storage:	Store the antibody at -20°C. Avoid repeated freezing and thawing.
Stability:	Shelf life: one year from despatch.
Gene Name:	homeobox B7
Database Link:	Entrez Gene 3217 Human P09629
Synonyms:	Homeobox protein Hox-B7, Hox-2C, HHO.C1
Protein Families:	Transcription Factors



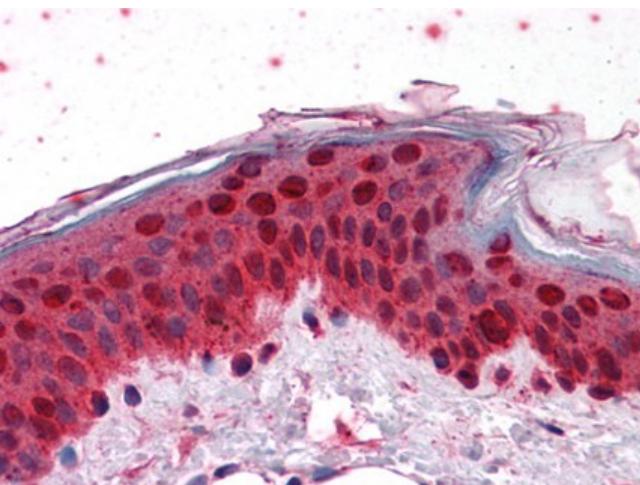
[View online »](#)

Product images:

Detection limit for recombinant GST tagged HOXB7 is approximately 0.03 ng/ml as a capture antibody.



Human Pancreas: Formalin-Fixed, Paraffin-Embedded (FFPE)



Human Skin: Formalin-Fixed, Paraffin-Embedded (FFPE)