

Product datasheet for 75-063

Stmn2 Mouse Monoclonal Antibody [Clone ID: L5/1]

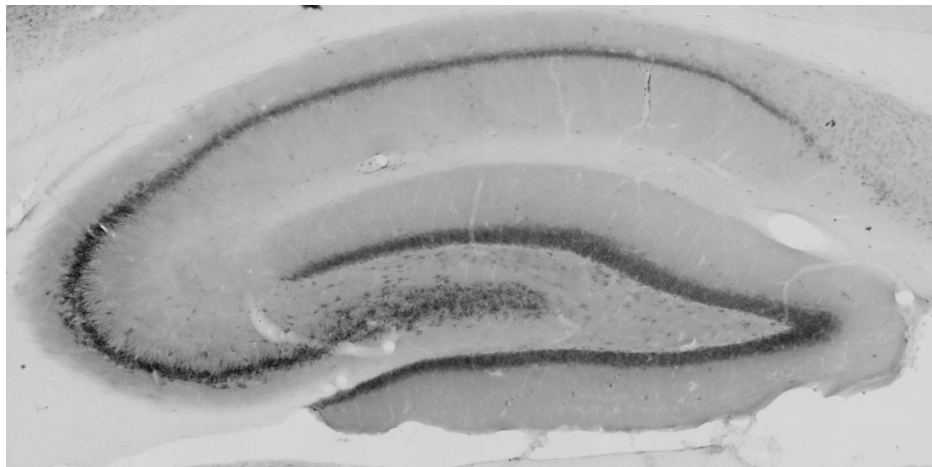
Product data:

Product Type:	Primary Antibodies
Clone Name:	L5/1
Applications:	IHC, IP
Recommend Dilution:	Immunohistochemistry (IHC). Immunoprecipitation (IP). L5/1 does not work for immunoblotting .
Reactivity:	Human, Mouse, Rat
Host:	Mouse
Isotype:	IgG2b
Clonality:	Monoclonal
Immunogen:	Synthetic peptide 155-179 (C-terminus of rat SCG10 (ERLQEKERHAAEVR RNKELQVELSG; accession number P21818). Human: 100% identity Mouse=100% identity
Formulation:	State: Purified
Gene Name:	stathmin 2
Database Link:	Entrez Gene 84510 Rat
Synonyms:	Stathmin 2, SCG10, SCGN10
Note:	USERS will cite the UC Davis/NIH NeuroMab Facility in any publication(s) describing the research utilizing the MATERIALS. The suggested acknowledgment statement is as follows: "The monoclonal antibody _ was developed by and/or obtained from the UC Davis/NIH NeuroMab Facility, supported by NIH grant U24NS050606 and maintained by the Department of Neurobiology, Physiology and Behavior, College of Biological Sciences, University of California, Davis, CA 95616." Also, please include the complete clone number (e.g., N52A/42) and the Antibody Registry identification number (e.g., RRID:AB_2120479) to avoid ambiguity. View Research License Agreement

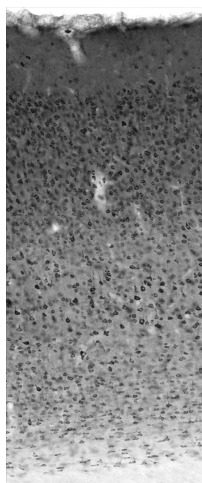


[View online »](#)

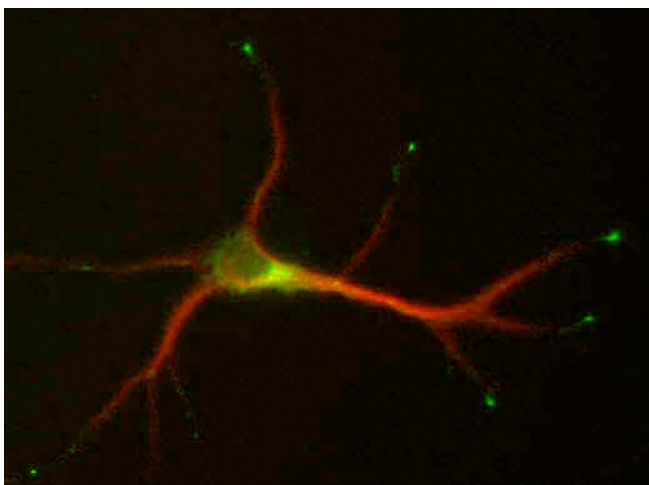
Product images:



Adult rat hippocampus immunohistochemistry



Adult rat neocortex immunohistochemistry



Cultured hippocampal neurons (9 DIV) double-stained for MAP2 (red), L5/1 (green)