

## Product datasheet for 75-021

### Kcnab2 Mouse Monoclonal Antibody [Clone ID: K17/70]

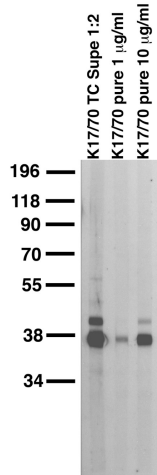
#### Product data:

Product Type:	Primary Antibodies
Clone Name:	K17/70
Applications:	IHC, IP, WB
Recommend Dilution:	Immunoblot (IB) Immunohistochemistry (IHC) Immunoprecipitation (IP)
Reactivity:	Human, Mouse, Rat, Zebrafish
Host:	Mouse
Isotype:	IgG1
Clonality:	Monoclonal
Immunogen:	Fusion protein amino acids 1-367 (full length) of rat Kv $\beta$ 2 (accession number NP_034728). Epitope mapped to within amino acids 17-22. Human: 98% identity (362/367). Mouse=100% identity.
Formulation:	State: Purified
Gene Name:	Mus musculus potassium voltage-gated channel, shaker-related subfamily, beta member 2 (Kcnab2), transcript variant 2
Database Link:	<a href="#">Entrez Gene 8514 Human</a> <a href="#">Entrez Gene 29738 Rat</a> <a href="#">Entrez Gene 16498 Mouse</a>
Synonyms:	Voltage-gated potassium channel subunit beta-2, Kv-beta-2, HKvbeta2, KCNA2B, KCNK2
Note:	USERS will cite the UC Davis/NIH NeuroMab Facility in any publication(s) describing the research utilizing the MATERIALS. The suggested acknowledgment statement is as follows: "The monoclonal antibody _ was developed by and/or obtained from the UC Davis/NIH NeuroMab Facility, supported by NIH grant U24NS050606 and maintained by the Department of Neurobiology, Physiology and Behavior, College of Biological Sciences, University of California, Davis, CA 95616." Also, please include the complete clone number (e.g., N52A/42) and the Antibody Registry identification number (e.g., RRID:AB_2120479) to avoid ambiguity. <a href="#">View Research License Agreement</a>

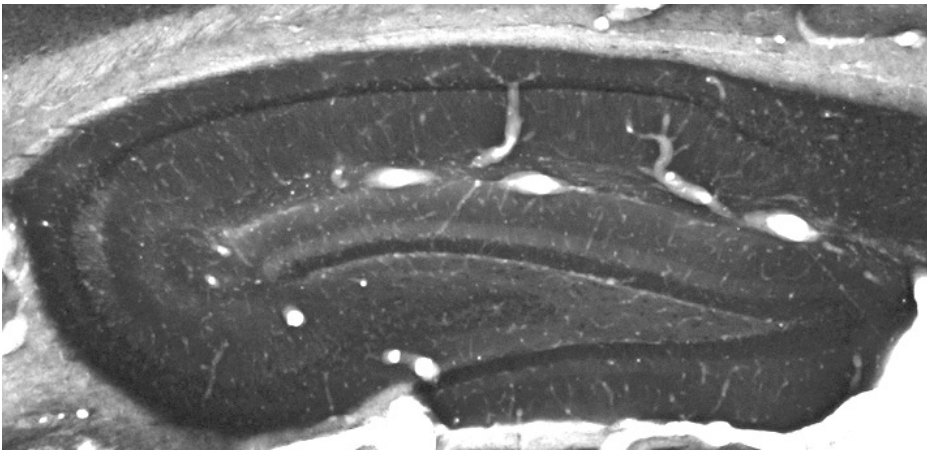


[View online »](#)

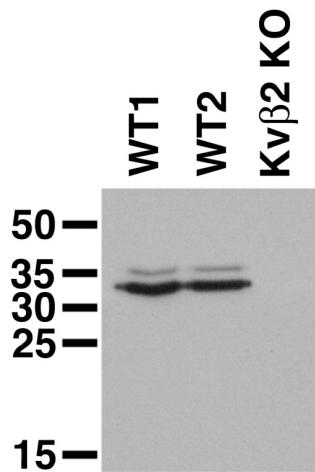
Product images:



Adult rat brain membrane immunoblot



Adult rat hippocampus immunohistochemistry



Immunoblot on adult mouse brain membranes from two wild-type (WT1, 2) and Kvβ2 knockout (Kvβ2 KO) mice. Brain samples courtesy of Dr. Geoff Murphy, Molecular and Behavioral Neuroscience Institute, University of Michigan.