

Product datasheet for 75-013

Slc12a5 Mouse Monoclonal Antibody [Clone ID: N1/12]

Product data:

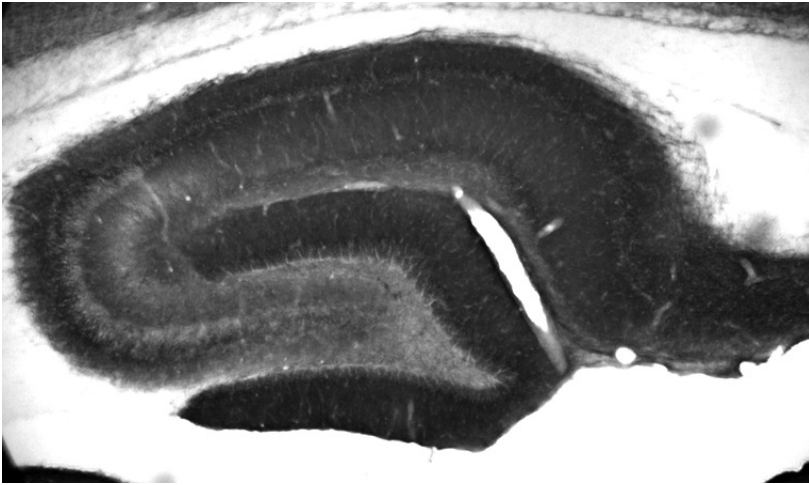
Product Type:	Primary Antibodies
Clone Name:	N1/12
Applications:	IHC, IP, WB
Recommend Dilution:	Immunoblot (IB) Immunohistochemistry (IHC) Immunoprecipitation (IP)
Reactivity:	Human, Mouse, Rat
Host:	Mouse
Isotype:	IgG2a
Clonality:	Monoclonal
Immunogen:	Fusion protein amino acids 932-1043 (intracellular carboxyl terminus) of rat KCC2b (also known as Solute carrier family 12 member 5, Electroneutral potassium-chloride cotransporter 2, K-Cl cotransporter 2, Neuronal K-Cl cotransporter, Furosemide-sensitive K-Cl cotransporter and Erythroid K-Cl cotransporter 2, accession number NP_599190). Human: 96% identity (108/112 residues identical) Mouse: 95% identity (107/112 residues identical) 100% identity with KCC2a <40% identity with KCC1, KCC3, KCC4
Specificity:	Does not react with KCC1, KCC3 or KCC4
Formulation:	State: Purified
Gene Name:	Rattus norvegicus solute carrier family 12 member 5 (Slc12a5)
Database Link:	Entrez Gene 57138 Mouse Entrez Gene 57468 Human Entrez Gene 171373 Rat
Synonyms:	KCC2, KIAA1176



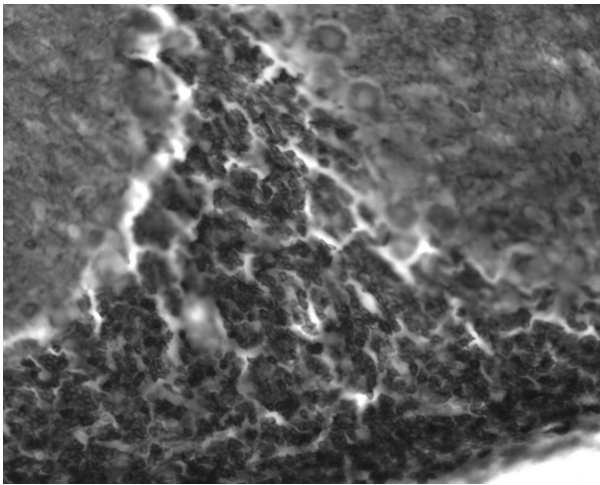
[View online »](#)

Note: USERS will cite the UC Davis/NIH NeuroMab Facility in any publication(s) describing the research utilizing the MATERIALS. The suggested acknowledgment statement is as follows: "The monoclonal antibody _ was developed by and/or obtained from the UC Davis/NIH NeuroMab Facility, supported by NIH grant U24NS050606 and maintained by the Department of Neurobiology, Physiology and Behavior, College of Biological Sciences, University of California, Davis, CA 95616."
Also, please include the complete clone number (e.g., N52A/42) and the Antibody Registry identification number (e.g., RRID:AB_2120479) to avoid ambiguity.
[View Research License Agreement](#)

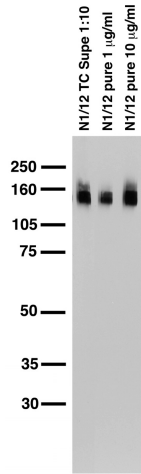
Product images:



adult rat cerebellum



hippocampus immunohistochemistry



Adult rat brain membrane immunoblot