

Biotin RapidTiter Strips

Catalog No.

AR100099 (25 Strips)
AR100099L (100 Strips)

Principle of the Assay

Biotin RapidTiter Strips are ready-to-use Dip & Read strips, enabling semi-quantitative analysis of biotinylated proteins/antibodies. Simply immerse the strip into your serially diluted sample and read the results within three minutes—no specialized equipment or instruments required.

The strip can be applied directly to the samples and is compatible with matrixes such as water, PBS, Tris, HEPES etc. Please note that most cell culture media contain free biotin and cannot be used directly. With serial diluted samples the assay can also be carried out in a semi-quantitative manner to determine the biotin molar concentration. The detection limit of the strip is about 0.2 μM , corresponding to 1 $\mu\text{g}/\text{mL}$ biotinylated BSA with an average labeling ratio of 12. Biotin RapidTiter Strips are intended for research use only.

Package Contents

Cat #	RapidTiter Strips	Reference Card
AR100099	25 Strips	1
AR100099L	4 x 25 Strips	1

Storage and Stability

Store all strip components at room temperature. Strips should not be used beyond the expiration date. Leave RapidTiter Strips in its canister until just before use. Keep dry. Avoid prolong exposure to humidity.

Precautions

1. There are two lines on the strip: the control line (C) and the test line (T). The C line is the upper line and is located approximately 37 mm from the bottom of the strip. The T line is the lower line and is located approximately 32 mm from the bottom of the strip.
2. Reading the results after more than 15 minutes is not recommended.
3. The detection limit of 0.2 μM corresponds to approximately 1 $\mu\text{g}/\text{mL}$ biotinylated BSA with an average labeling ratio of 12.
4. For more accurate quantification, first evaluate the strip using standard samples with known concentrations of the same protein, then compare the results with the test sample.

OriGene Headquarters

9620 Medical Center Dr Rockville, MD 20850
+1-301-340-3188
custsupport@origene.com
techsupport@origene.com
sales@origene.com

OriGene EU

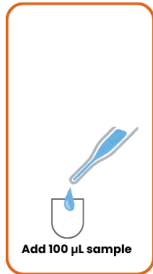
SchillerstraBe 5
32052 Herford, Germany
+49-5221-346060-0
info-de@origene.com

Test Procedure: Rapid Biotinylation Detection

Read all instructions carefully before performing the test. Failure to follow the instructions may result in inaccurate test results.

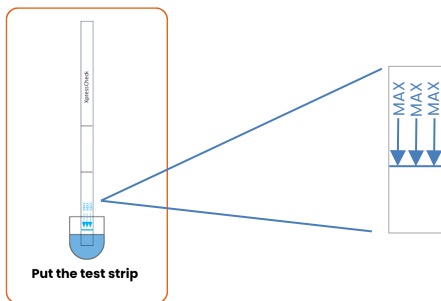
1. Add 100 μ L sample to a well (e.g. a well of a 96-well plate) or a vial.

Note: Dilute the sample with a buffer (e.g. PBS) if desired.

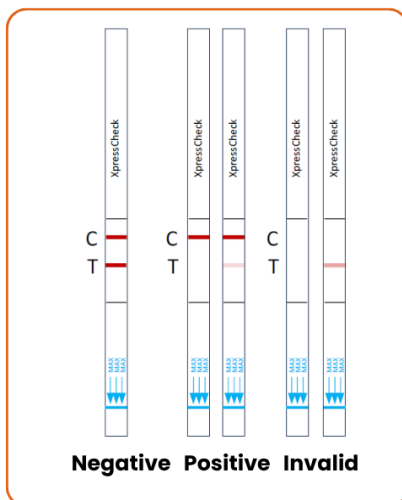


2. Put the test strip into the vial, with the arrow label side immersed in the sample.

Note: Do not immerse above the MAX line



3. Wait until the control line (C) shows up, usually within 3 minutes.
4. Read the result by comparing the images below



Negative: Both control (C) and test (T) lines are clear. The test line intensity is about equal to or stronger than the control line.

Positive: The test line (T) intensity is much weaker than the control line (C), or only the control line (C) is visible.

Invalid: No Control line (C) is visible.

OriGene Headquarters

9620 Medical Center Dr Rockville, MD 20850
+1-301-340-3188
custsupport@origene.com
techsupport@origene.com
sales@origene.com

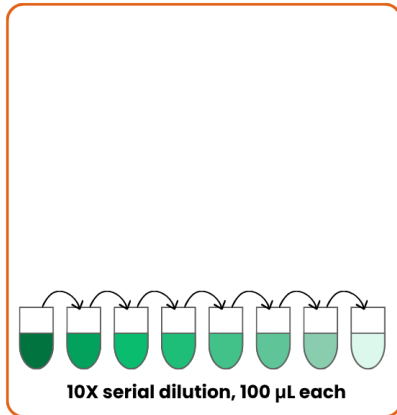
OriGene EU

SchillerstraBe 5
32052 Herford, Germany
+49-5221-346060-0
info-de@origene.com

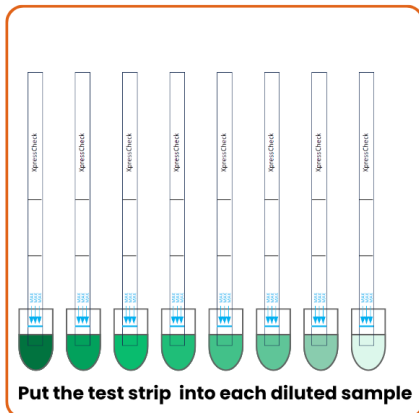
Test Procedure: Semi-quantitative Biotin Labeling Ratio Measurement

1. Make serial diluted samples, 100 μ L each.

Note: For unknown samples, it is recommended to start with a 10 \times serial dilution.

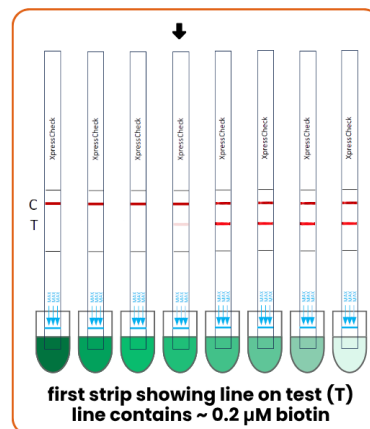


2. Put the test strips into the wells, with the arrow label sides immersed in the samples.



3. Wait until the control lines show up, usually within 3 minutes
4. Read the result by comparing the images below

The first strip showing a faint line on Test (T) line (arrow pointed) contains about 0.2 μ M biotin.



OriGene Headquarters

9620 Medical Center Dr Rockville, MD 20850
+1-301-340-3188
custsupport@origene.com
techsupport@origene.com
sales@origene.com

OriGene EU

SchillerstraBe 5
32052 Herford, Germany
+49-5221-346060-0
info-de@origene.com